

Headquarters U.S. Air Force

Safeguarding Airmen - Protecting Resources - Preserving Combat Readiness

Air Force Safety Center

Occupational Safety Mishap Summary

FY 2008 to 2018



U.S. AIR FORCE SAFETY

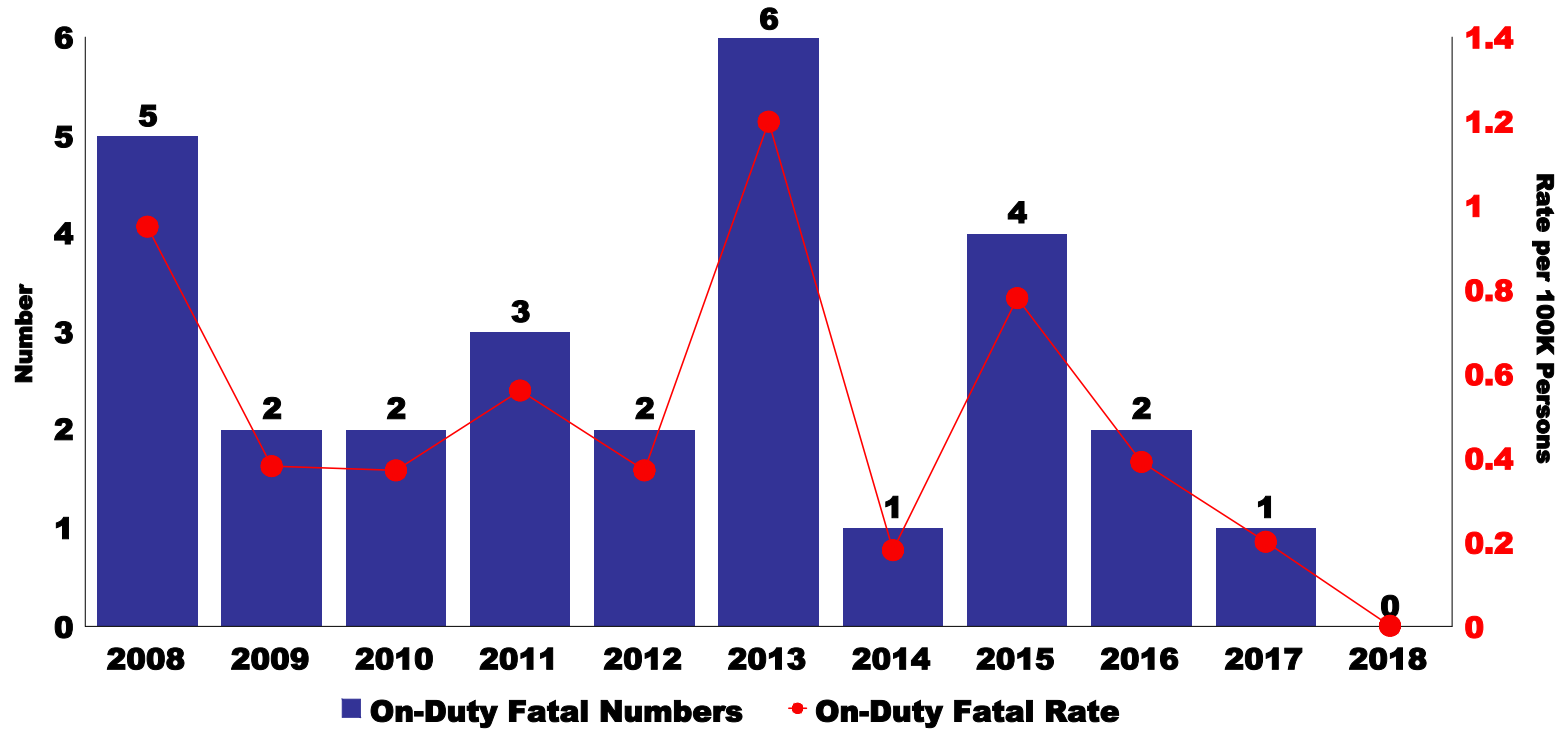
Weekly Update
Totals and Rates
14 FEB 18

HQ AFSEC/SEG
AFSCSEG@us.af.mil



U.S. AIR FORCE

On-Duty Ground Fatalities FY18 (thru 14 FEB 18)



Last On-Duty Fatality: 22-Mar-17 DOWNLOADING BRU-61; BRU-61 FELL; STRUCK WORKER; HEAD TRAUMA; FATALITY

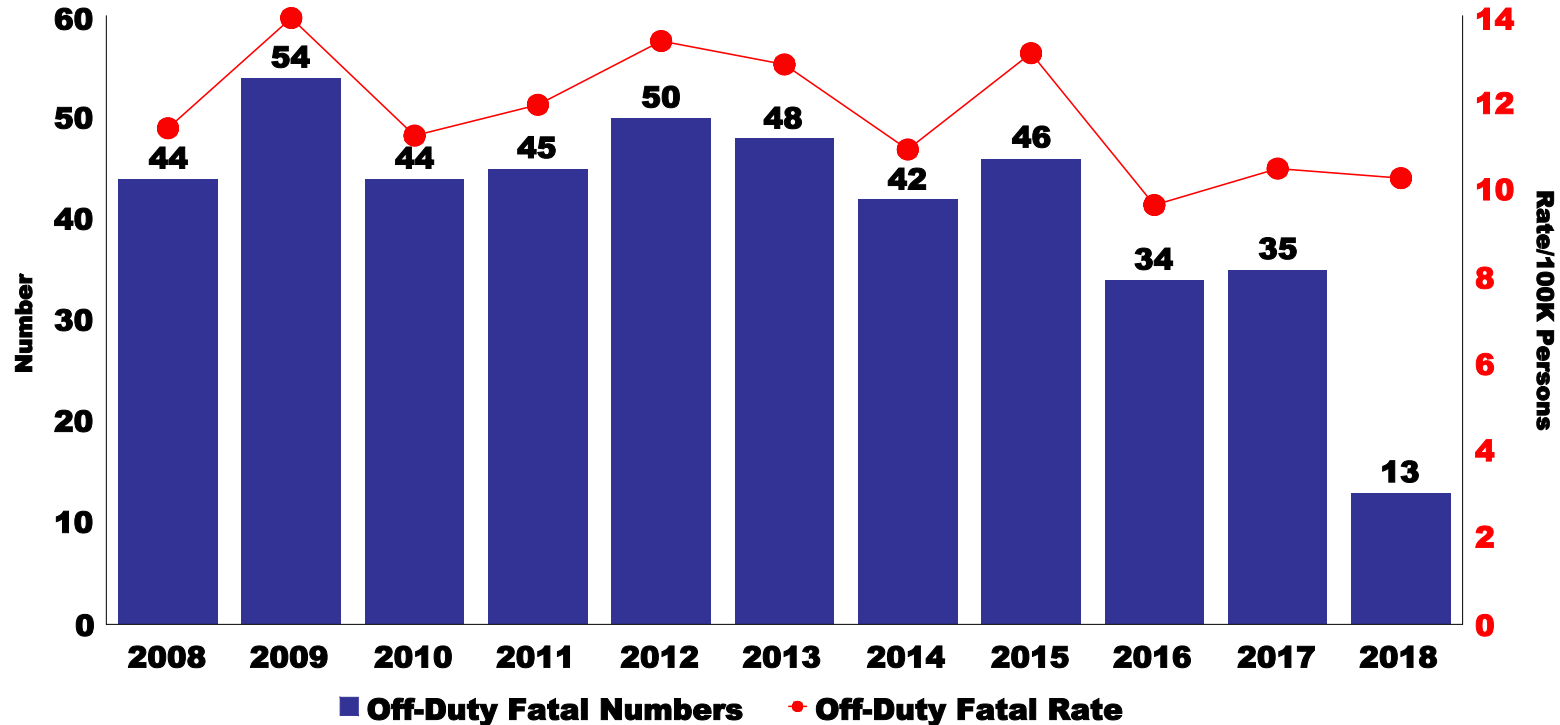
	<u>FY18</u>	<u>FY17</u>
Ground Fatalities / Fatal Rate to Date:	0 / 0.00	0 / 0.00
10-Year Avg (FY08-17) Fatalities / Fatal Rate:		2.8 / 0.53

Integrity - Service - Excellence



U.S. AIR FORCE

Off-Duty Ground Fatalities FY18 (thru 14 FEB 18)



Last Off-Duty Fatality: 11-Feb-18 RIDING BICYCLE; STRUCK BY PMV4; MULTIPLE INJURIES; FATALITY

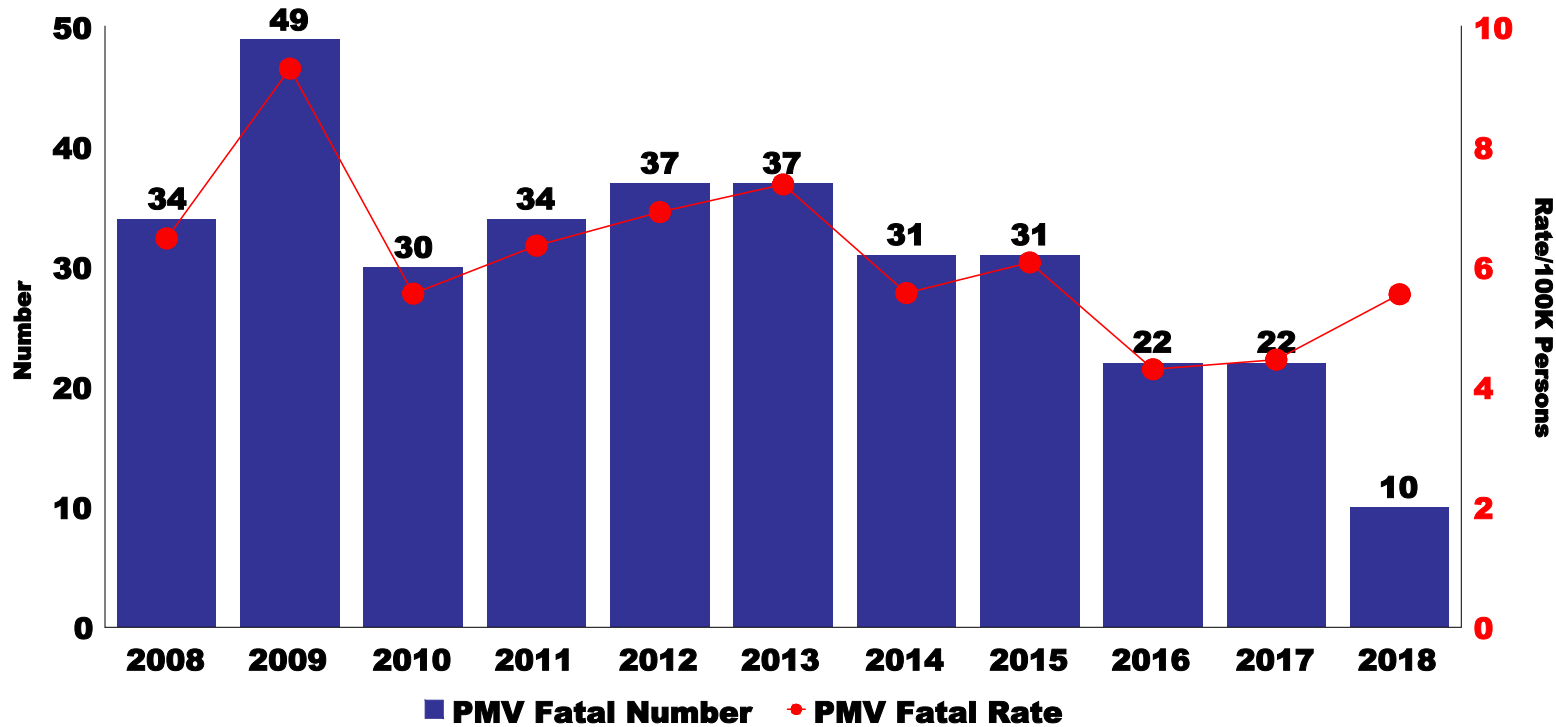
	FY18	FY17
Ground Fatalities / Fatal Rate to Date:	13 / 10.27	14 / 11.18
10-Year Avg (FY08-17) Fatalities / Fatal Rate:	44.2 / 11.93	

Integrity - Service - Excellence



U.S. AIR FORCE

PMV Fatalities FY18 (thru 14 FEB 18)



Last PMV Fatality: 11-Feb-18 RIDING BICYCLE; STRUCK BY PMV4; MULTIPLE INJURIES; FATALITY

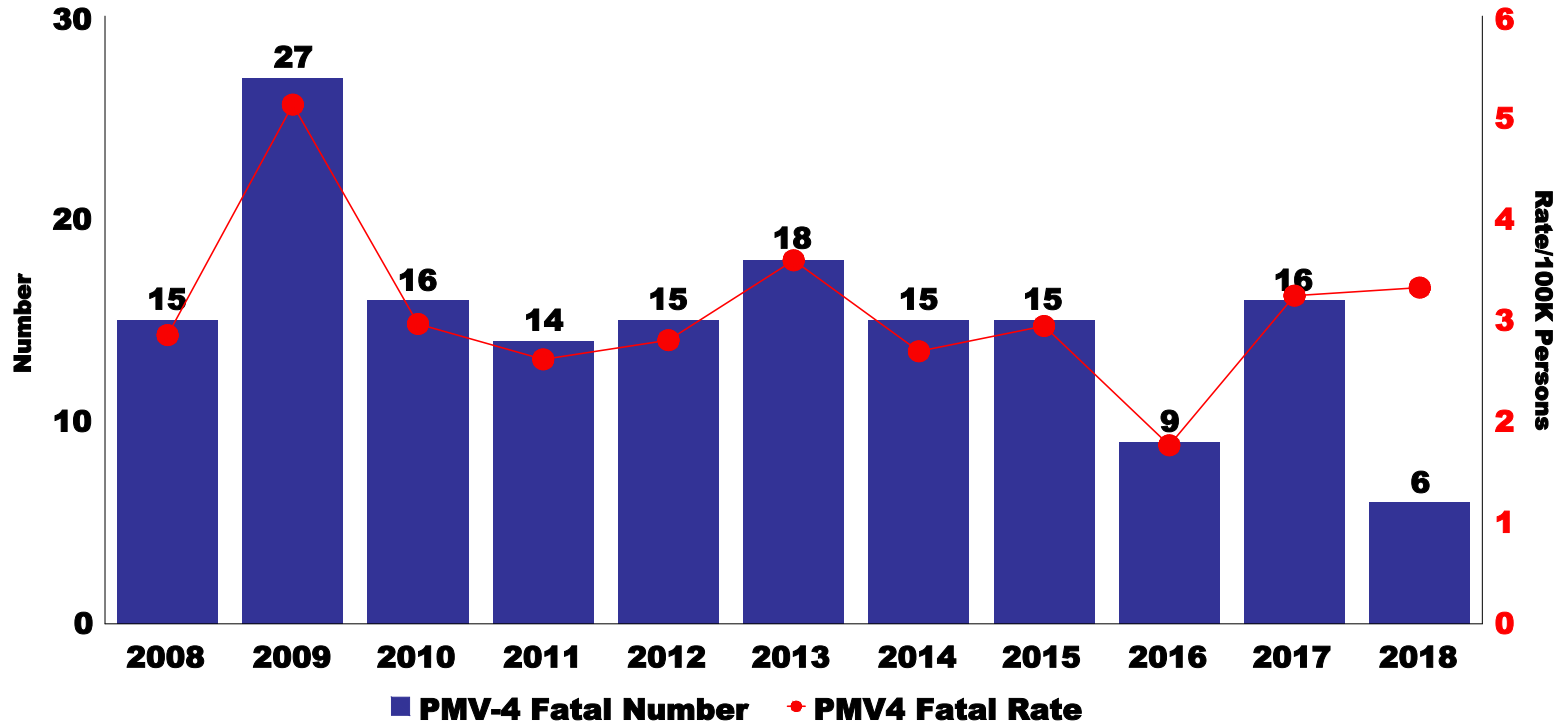
	FY18	FY17
PMV Fatalities / Fatal Rate to Date:	10 / 5.54	7 / 3.78
10-Year Avg (FY08-17) Fatalities / Fatal Rate:	32.7 / 6.24	

Integrity - Service - Excellence



U.S. AIR FORCE

PMV-4 Fatalities FY18 (thru 14 FEB 18)



Last PMV-4 Fatality: 01-Feb-18 OPERATING PMV4; DEPARTED ROAD; STRUCK TREE; MULTIPLE INJURIES; OPERATOR FATAL

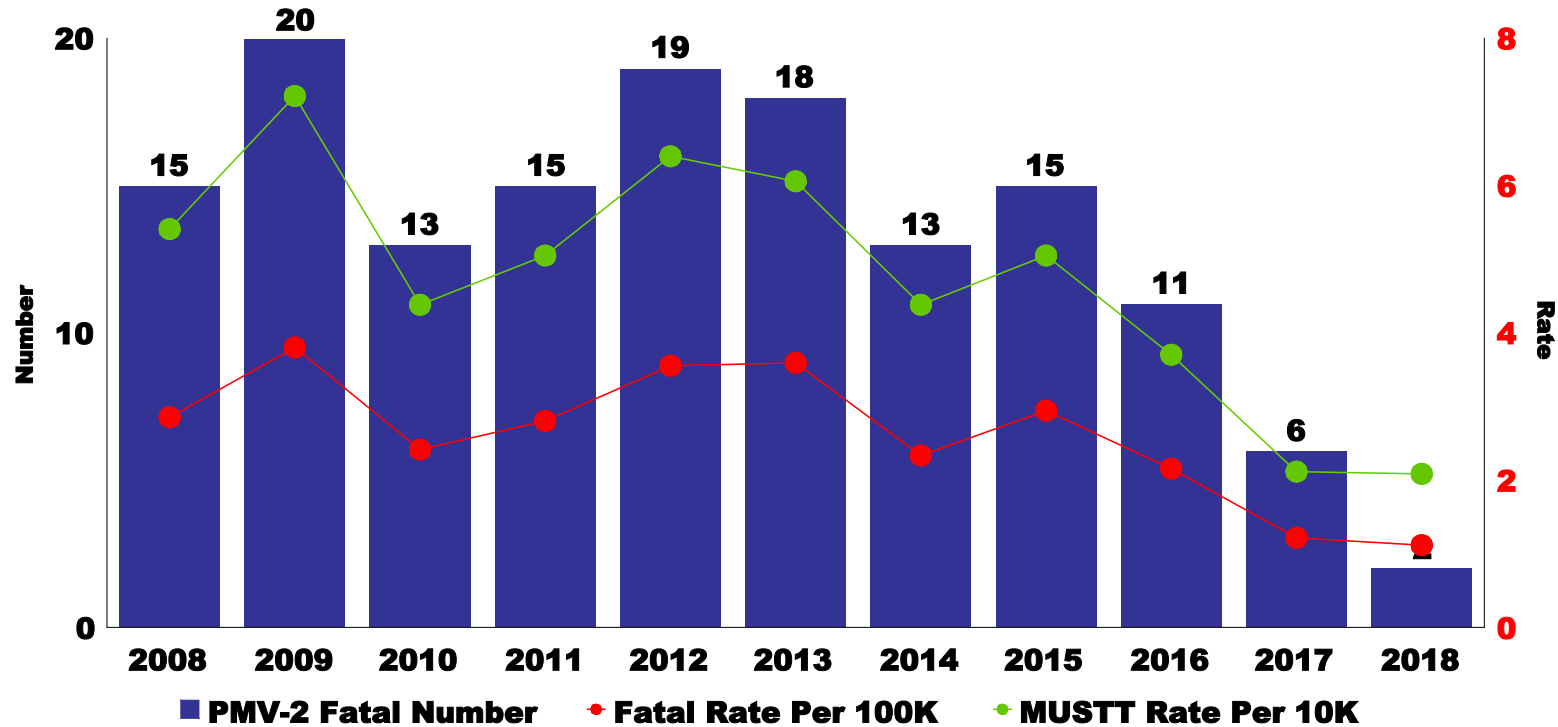
	FY18	FY17
PMV Fatalities / Fatal Rate to Date:	6 / 3.32	7 / 3.78
10-Year Avg (FY08-17) Fatalities / Fatal Rate:	16 / 3.05	

Integrity - Service - Excellence



U.S. AIR FORCE

PMV-2 Fatalities FY18 (thru 14 FEB 18)



Last PMV-2 Fatality: 15-Nov-17 OPERATING PMV2; STRUCK BY PMV4; MULTIPLE INJURIES; OPERATOR FATAL

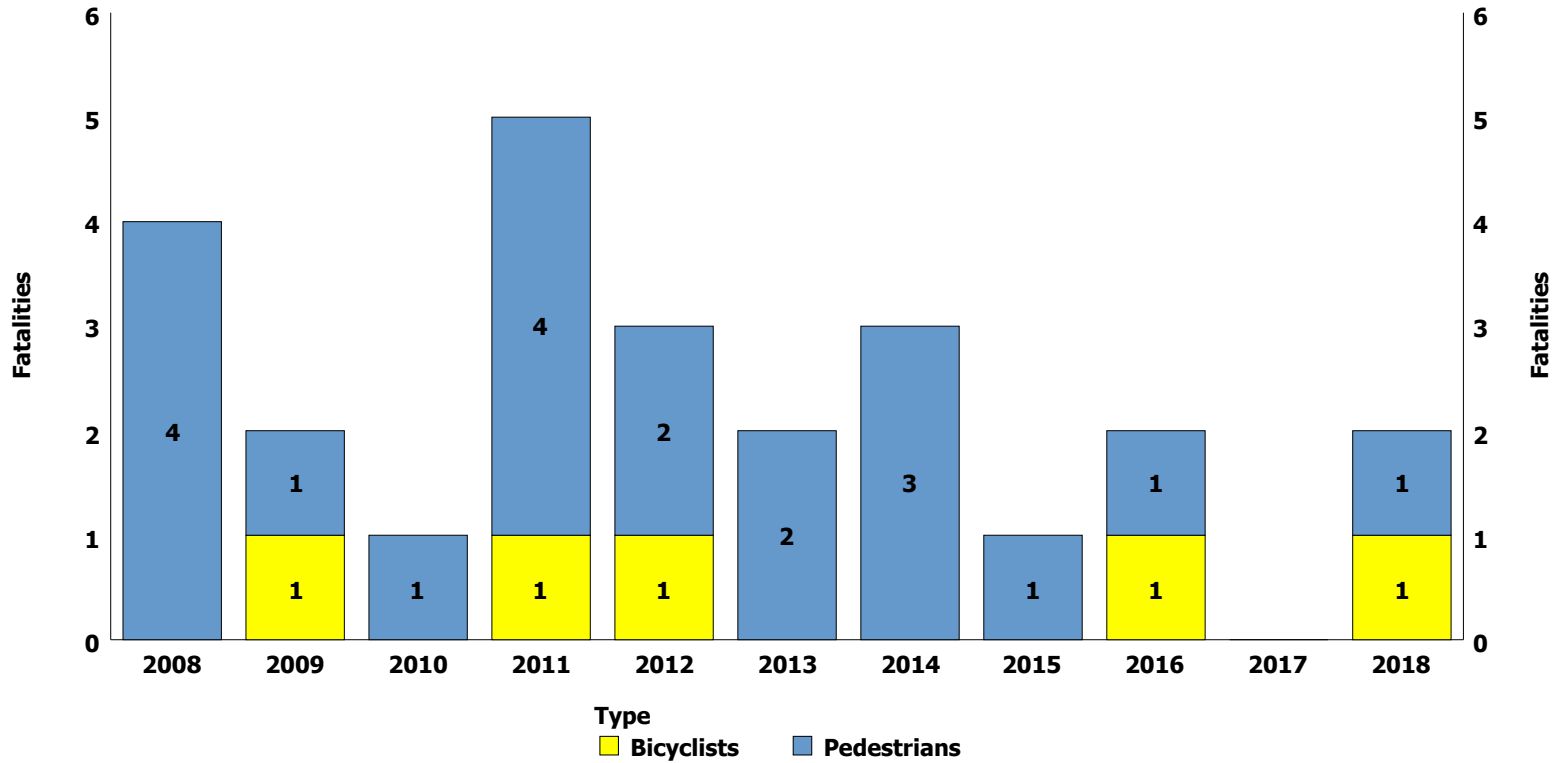
	FY18	FY17
PMV Fatalities / Fatal Rate to Date:	2 / 1.11	0 / 0.00
10-Year Avg (FY08-17) Fatalities / Fatal Rate:	14.5 / 2.77	

Integrity - Service - Excellence



U.S. AIR FORCE

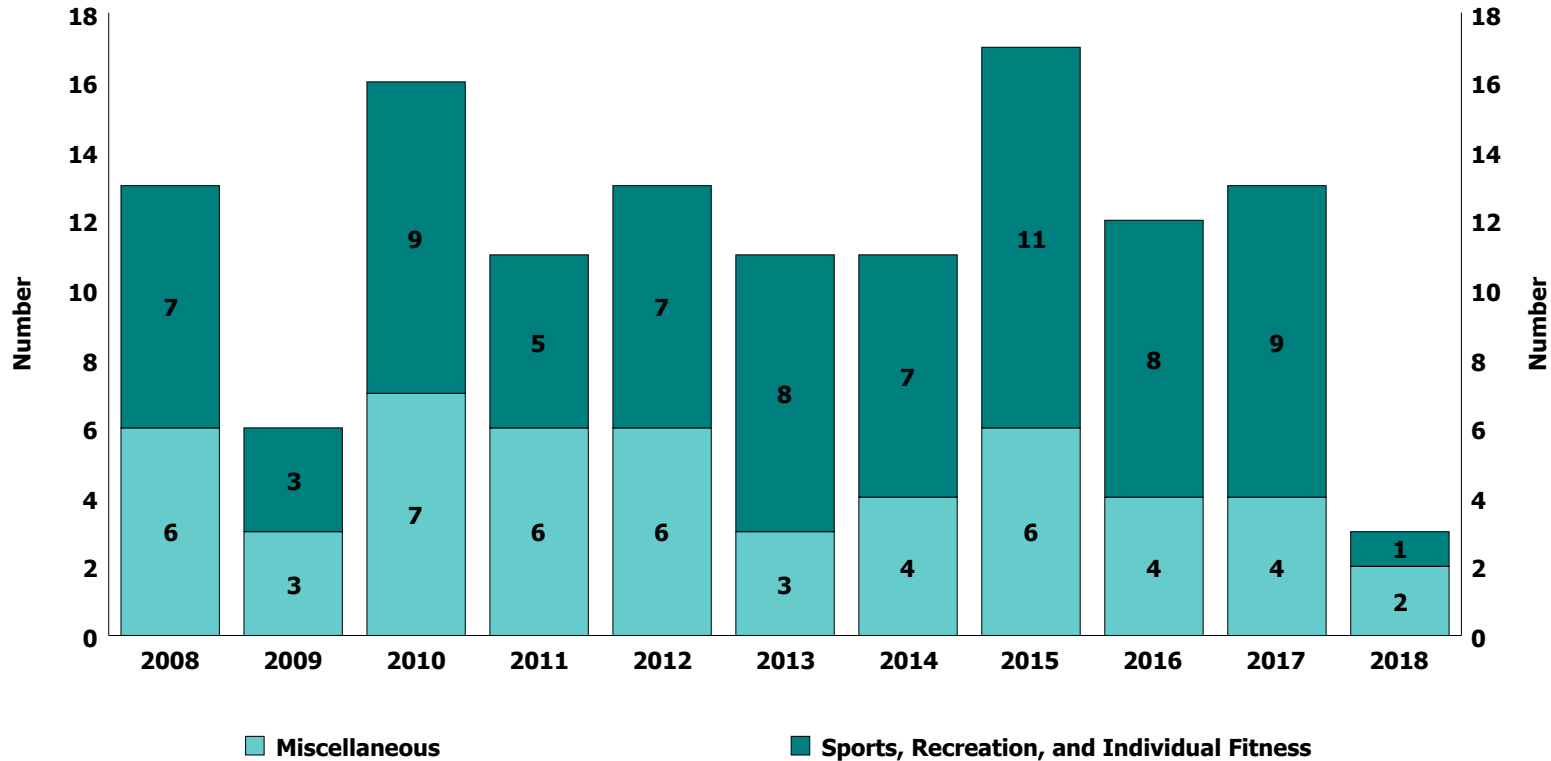
PMV-Pedestrian Bicyclists Fatalities FY18 (thru 14 FEB 18)





U.S. AIR FORCE

Non-Traffic Fatalities Air Force Military FY18 (thru 14 FEB 18)

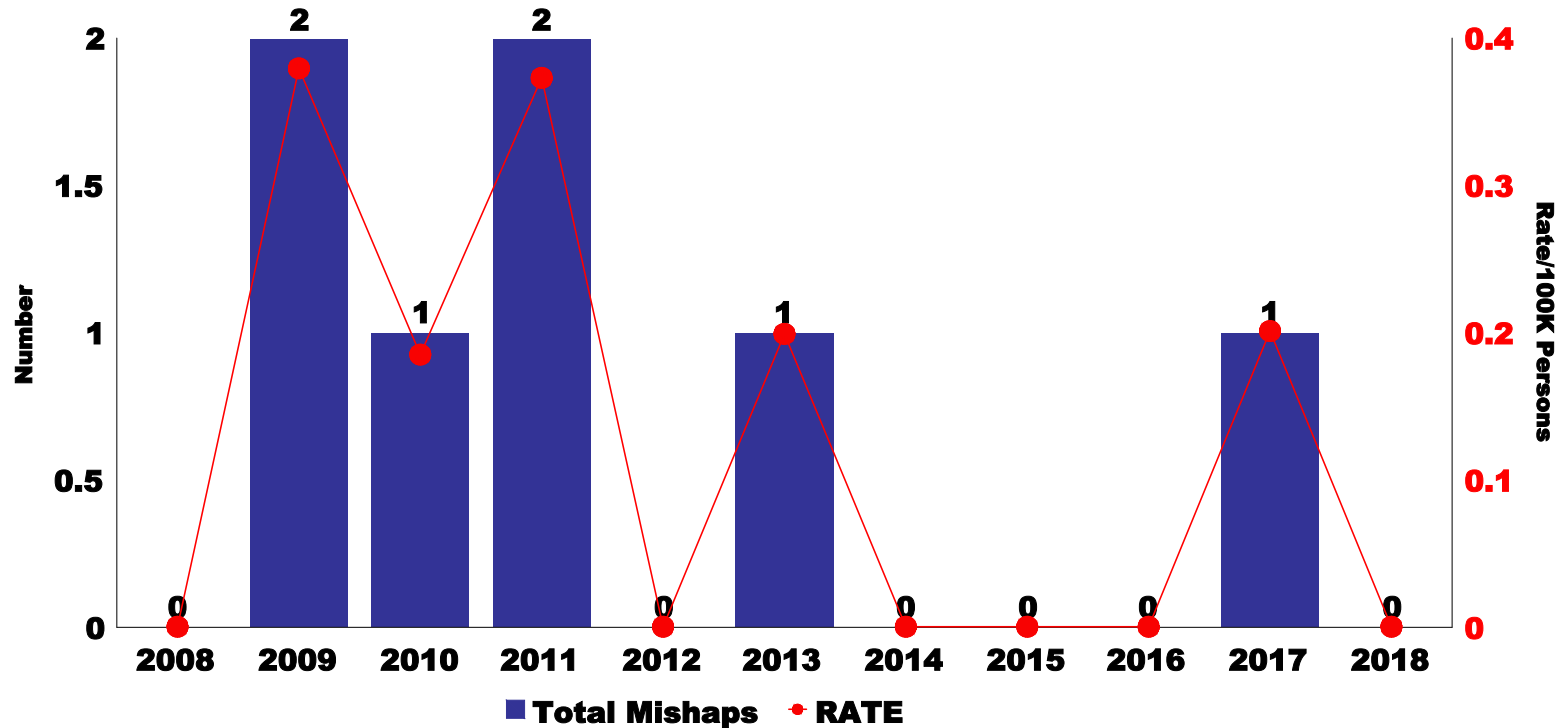


Integrity - Service - Excellence



On-Duty Permanent Total Class A FY18 (thru 14 FEB 18)

U.S. AIR FORCE



Last On-Duty Mishap: 09-JUN-17 GMV OPERATIONS; PAX FELL FROM MOVING VEHICLE; TBI; PERMANENT TOTAL DISABILITY

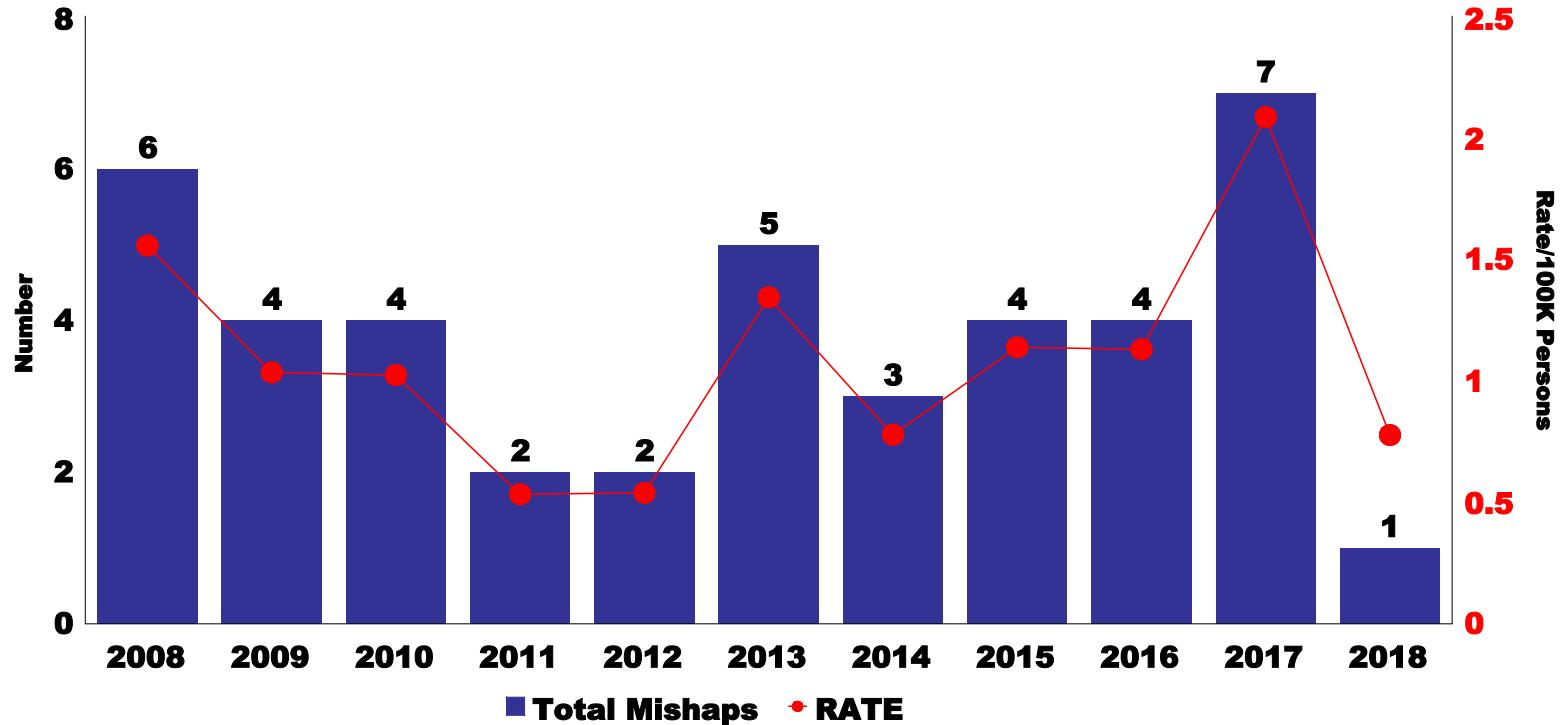
	<u>FY18</u>	<u>FY17</u>
Ground Mishaps / Mishap Rate to Date:	0 / 0	0 / 0
10-Year Average (FY08-17) Mishaps / Mishap Rate:		1.4 / .27

Integrity - Service - Excellence



Off-Duty Permanent Total Class A FY18 (thru 14 FEB 18)

U.S. AIR FORCE



Last Off-Duty Mishap: 21-OCT-17 NEGOTIATING OBSTACLE; FELL FROM WALL; SPINAL INJURIES; PERM TOTAL DISABILITY

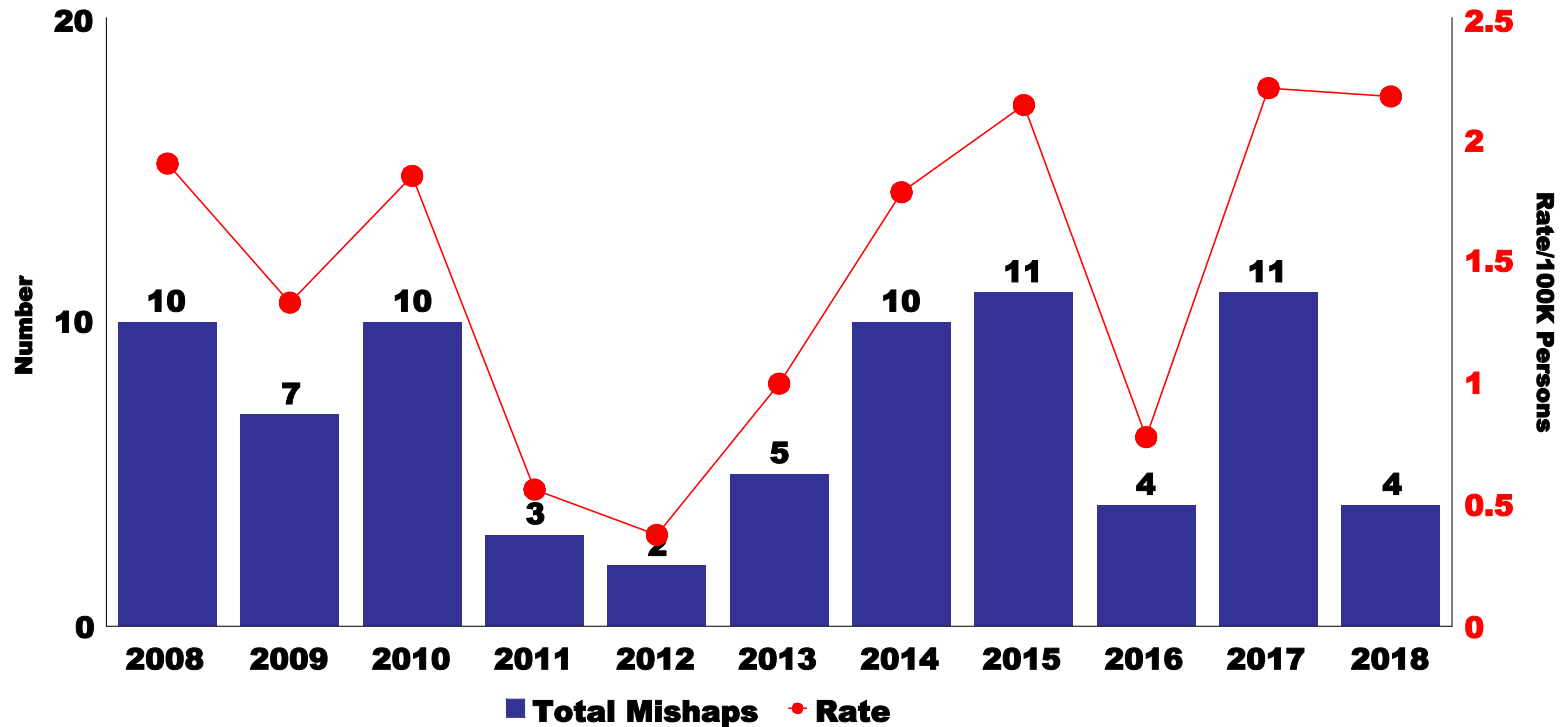
	<u>FY18</u>	<u>FY17</u>
Ground Mishaps / Mishap Rate to Date:	1 / .78	3 / 1.63
10-Year Average (FY08-17) Mishaps / Mishap Rate:		4.1 / 1.1

Integrity - Service - Excellence



On-Duty Permanent Partial Class B FY18 (thru 14 FEB 18)

U.S. AIR FORCE



Last On-Duty Mishap: 04-JAN-18 CARRYING EQPT; SLIP/FALL ON ICE; SEVERED FINGERTIP; PERM PARTIAL DISABILITY

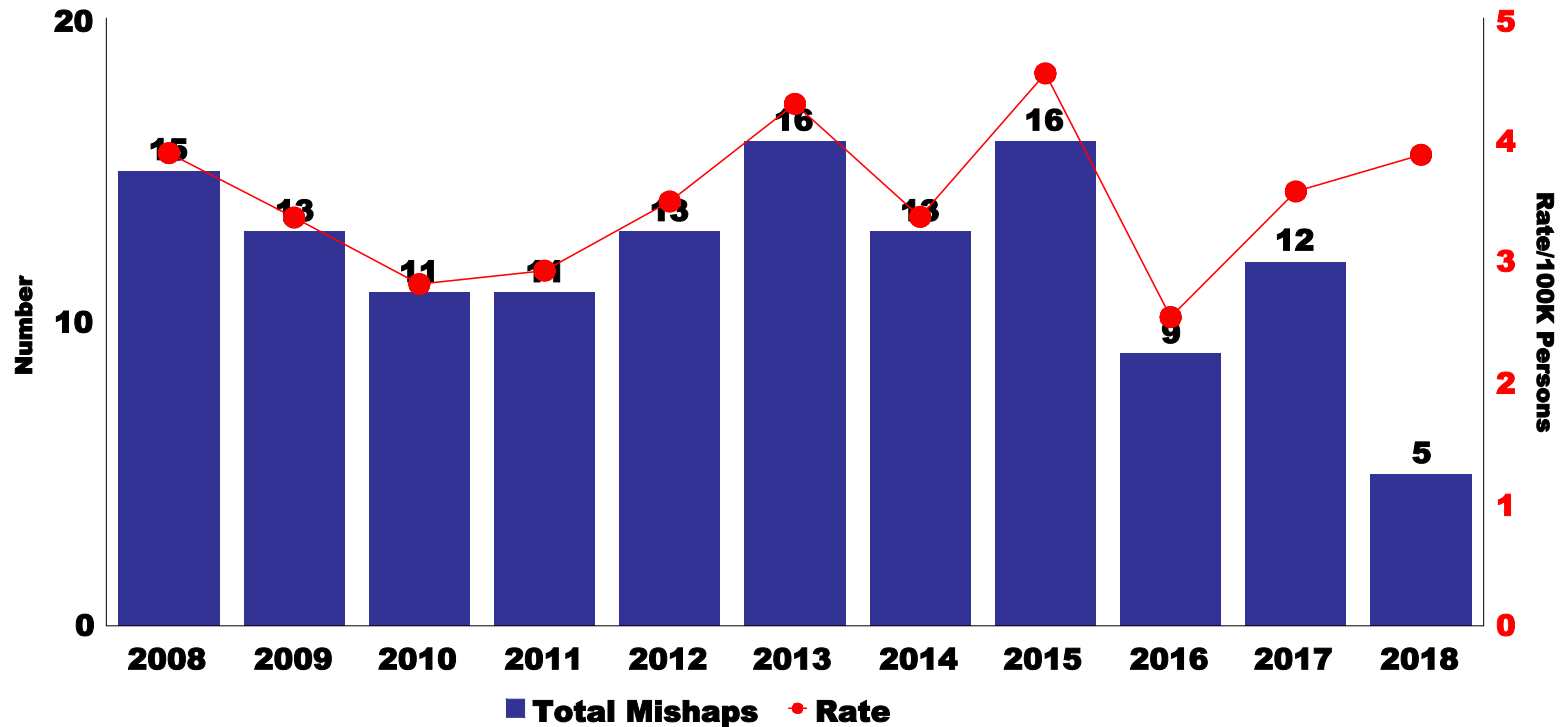
	<u>FY18</u>	<u>FY17</u>
Ground Mishaps / Mishap Rate to Date:	4 / 2.18	3 / 1.63
10-Year Average (FY08-17) Mishaps / Mishap Rate:	7.3 / 1.39	

Integrity - Service - Excellence



Off-Duty Ground Permanent Partial Class B FY18 (thru 14 FEB 18)

U.S. AIR FORCE



Last Off-Duty Mishap: 13-JAN-18 HUNTING; ACCIDENTAL DISCHARGE OF SIDEARM INTO FINGER; PERM PARTIAL DISBILITY

	<u>FY18</u>	<u>FY17</u>
Ground Mishaps / Mishap Rate to Date:	5 / 3.88	6 / 3.27
10-Year Average (FY08-17) Mishaps / Mishap Rate:	12.9 / 3.48	

Integrity - Service - Excellence



U.S. AIR FORCE

Property Damage (Class B) FY18 (thru 14 FEB 18)

	Category	Mishap Date	Assigned To	One Liner
	Ground, Industrial and Occupational, No Data	09-Dec-17	AFGSC	SNIPER POD DROPPED WHILE IN TRANSIT; STRUCK PAVEMENT; \$540K DAMAGE; NO INJURIES
	Ground, Industrial and Occupational, No Data	25-Nov-17	USAFA	WATER LINE FAILED; FLOODED MECHANICAL ROOM; \$950K PDMG; NO INJURIES

Integrity - Service - Excellence