

# ***Headquarters U.S. Air Force***

---

*Safeguarding Airmen - Protecting Resources - Preserving Combat Readiness*

## **Air Force Safety Center**

### **Occupational Safety Mishap Summary**

### **FY 2008 to 2018**



**U.S. AIR FORCE SAFETY**

**Weekly Update**  
**Totals and Rates**  
**12 JUL 18**

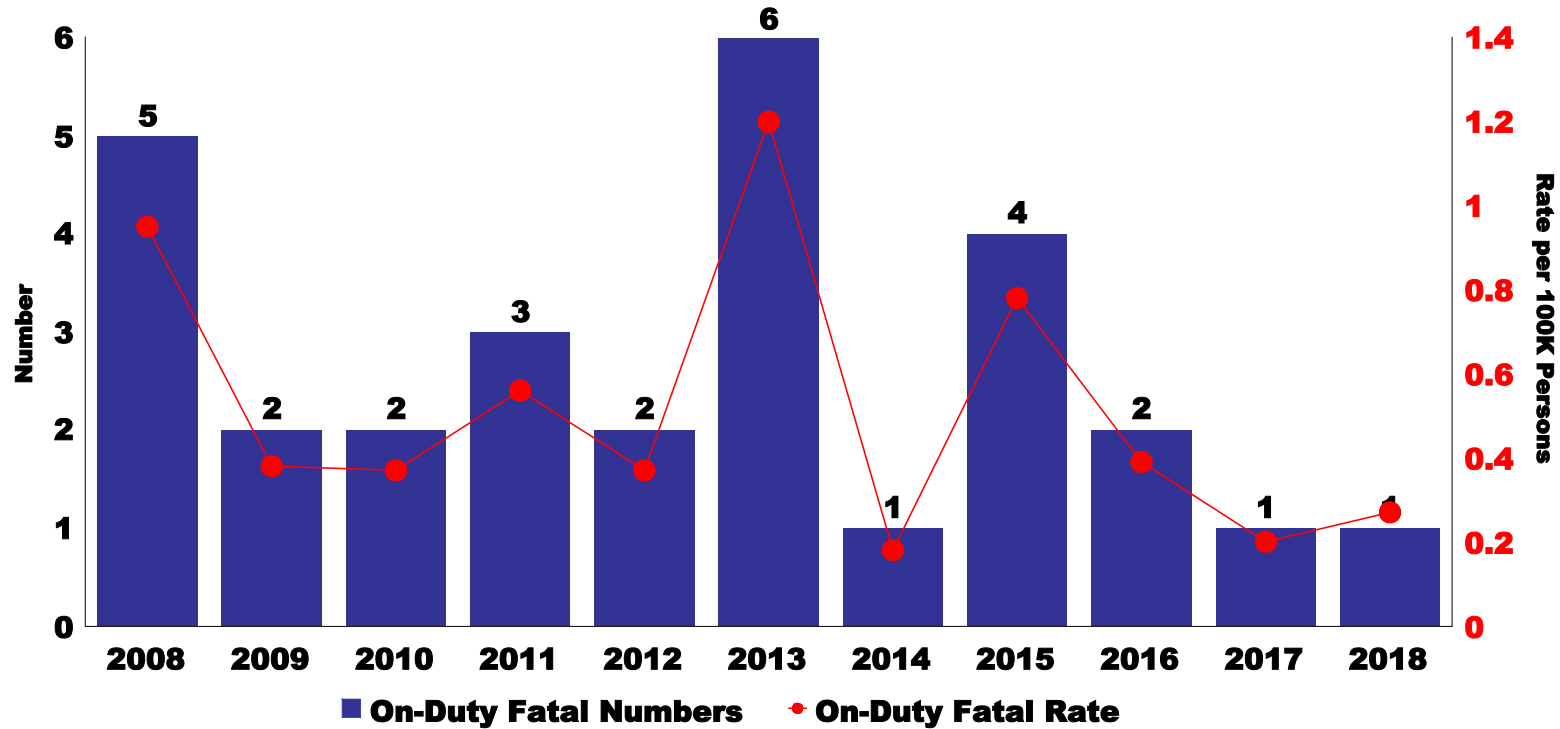
**HQ AFSEC/SEG**  
**AFSCSEG@us.af.mil**

---



U.S. AIR FORCE

# On-Duty Ground Fatalities FY18 (thru 12 JUL 18)



Last On-Duty Fatality: 05-Jul-18 PUSHING CART; COLLAPSED; LOST CONSCIOUSNESS; FATAL

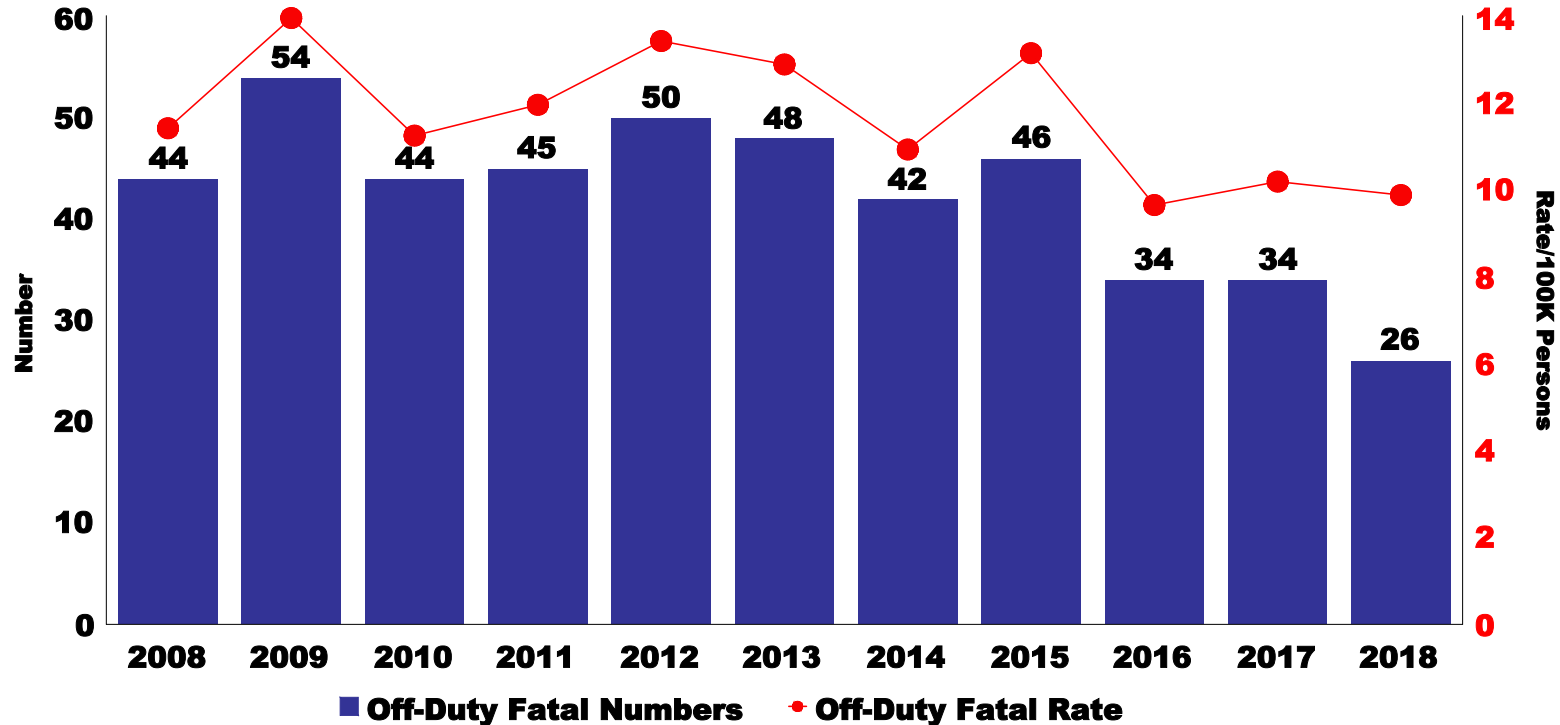
	<b>FY18</b>	<b>FY17</b>
Ground Fatalities / Fatal Rate to Date:	1 / 0.27	1 / 0.26
10-Year Avg (FY08-17) Fatalities / Fatal Rate:		2.8 / 0.53

*Integrity - Service - Excellence*



U.S. AIR FORCE

# Off-Duty Ground Fatalities FY18 (thru 12 JUL 18)



Last Off-Duty Fatality: 17-Jun-18 OPERATING PMV2; LEFT ROADWAY; STRUCK FENCE; MULTIPLE INJURIES; OPERATOR FATAL

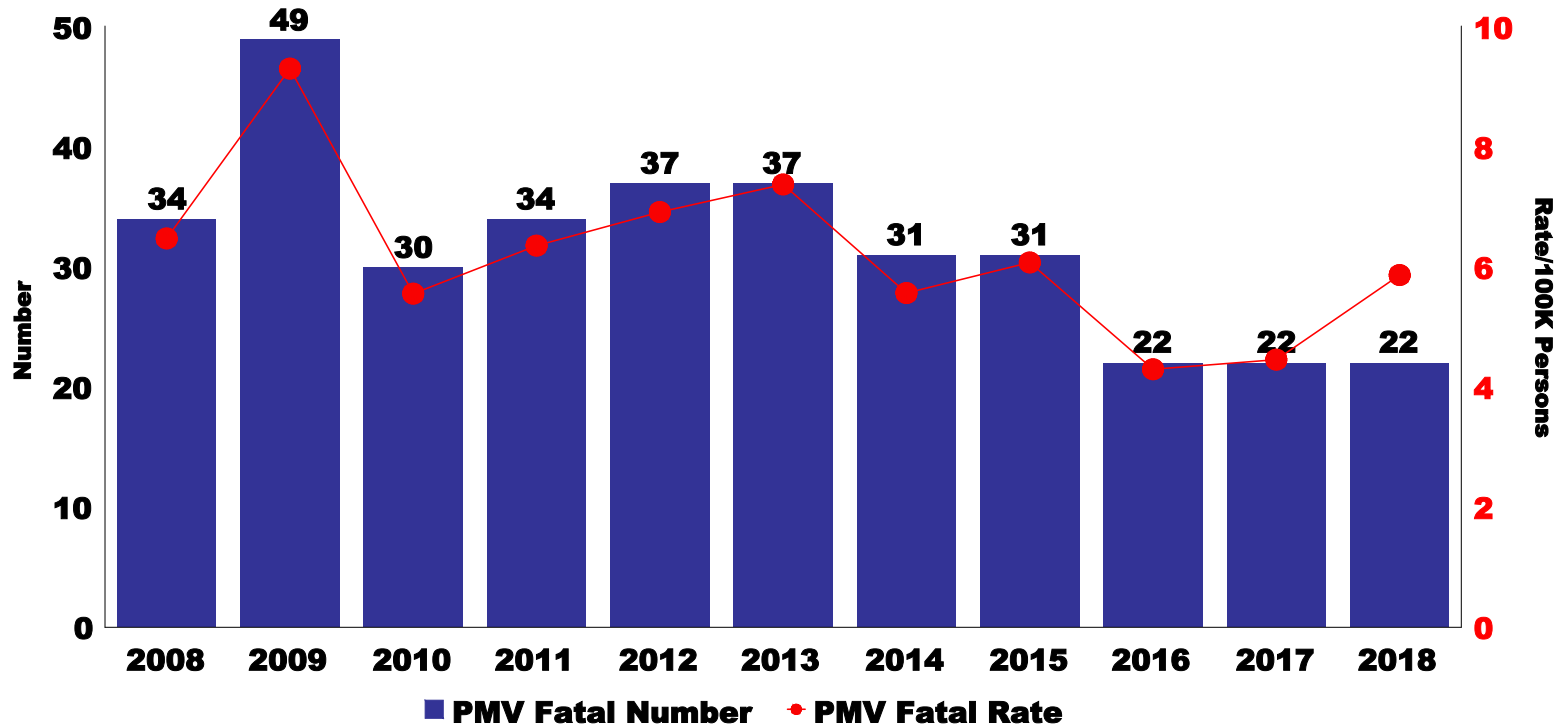
	<b>FY18</b>	<b>FY17</b>
Ground Fatalities / Fatal Rate to Date:	26 / 9.88	28 / 10.75
10-Year Avg (FY08-17) Fatalities / Fatal Rate:	44.1 / 11.91	

*Integrity - Service - Excellence*



U.S. AIR FORCE

# PMV Fatalities FY18 (thru 12 JUL 18)



Last PMV Fatality: 17-Jun-18 OPERATING PMV2; LEFT ROADWAY; STRUCK FENCE; MULTIPLE INJURIES; OPERATOR FATAL

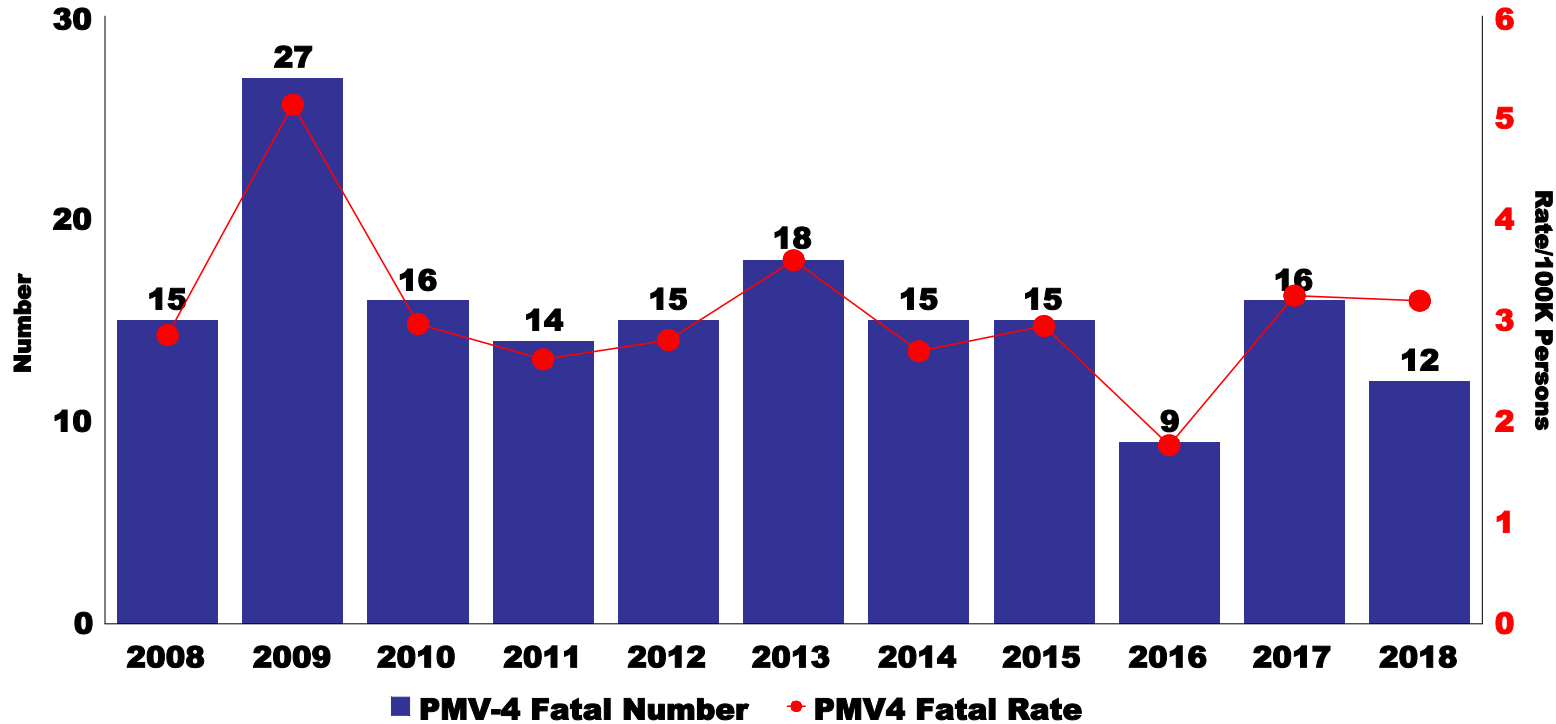
	FY18	FY17
PMV Fatalities / Fatal Rate to Date:	22 / 5.86	17 / 4.41
10-Year Avg (FY08-17) Fatalities / Fatal Rate:	32.7 / 6.24	

*Integrity - Service - Excellence*



U.S. AIR FORCE

# PMV-4 Fatalities FY18 (thru 12 JUL 18)



Last PMV-4 Fatality: 16-Jun-18 OPERATING PMV4; INVOLVED IN 7 VEHICLE CRASH; MULTIPLE INJURIES; 3 FATAL

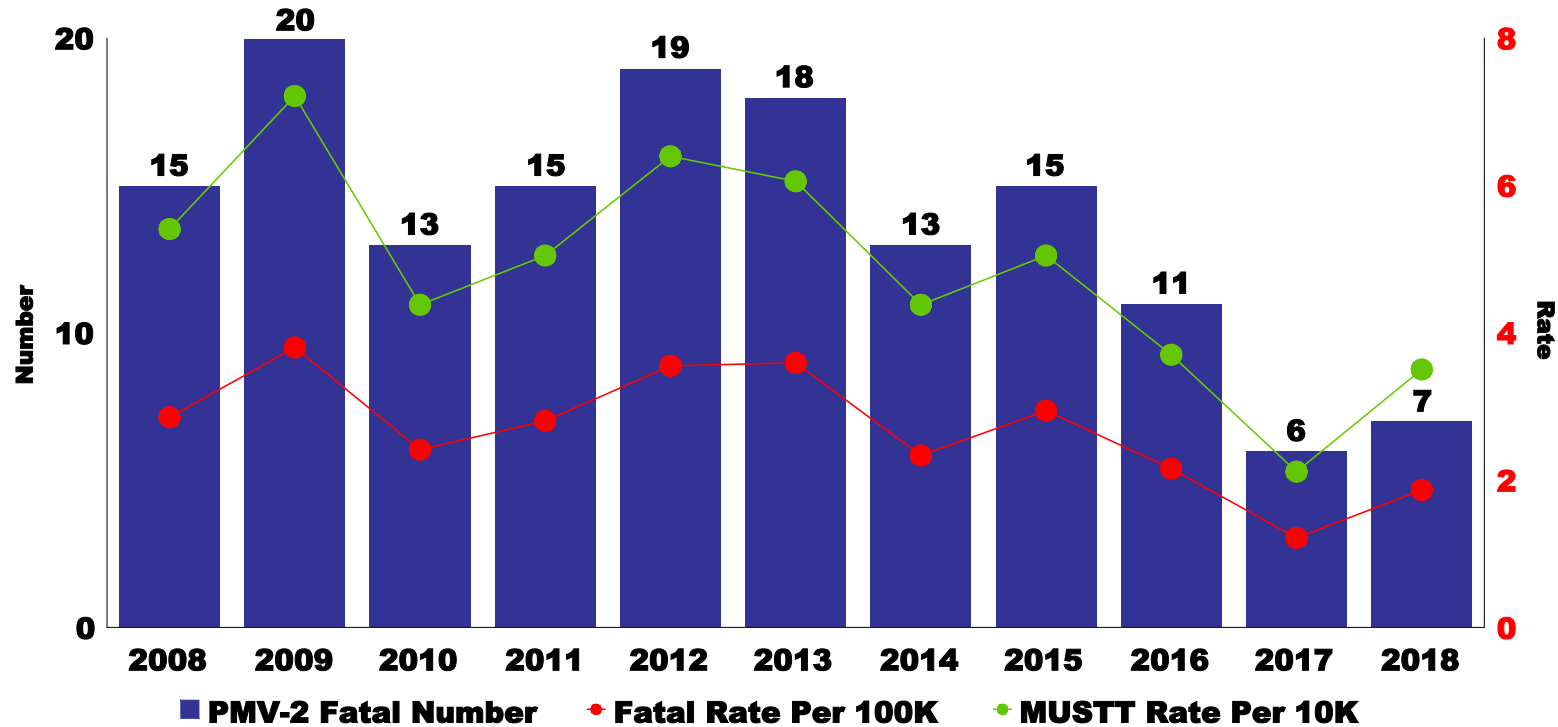
	FY18	FY17
PMV Fatalities / Fatal Rate to Date:	12 / 3.19	13 / 3.37
10-Year Avg (FY08-17) Fatalities / Fatal Rate:	16 / 3.05	

*Integrity - Service - Excellence*



U.S. AIR FORCE

# PMV-2 Fatalities FY18 (thru 12 JUL 18)



Last PMV-2 Fatality: 17-Jun-18 OPERATING PMV2; LEFT ROADWAY; STRUCK FENCE; MULTIPLE INJURIES; OPERATOR FATAL

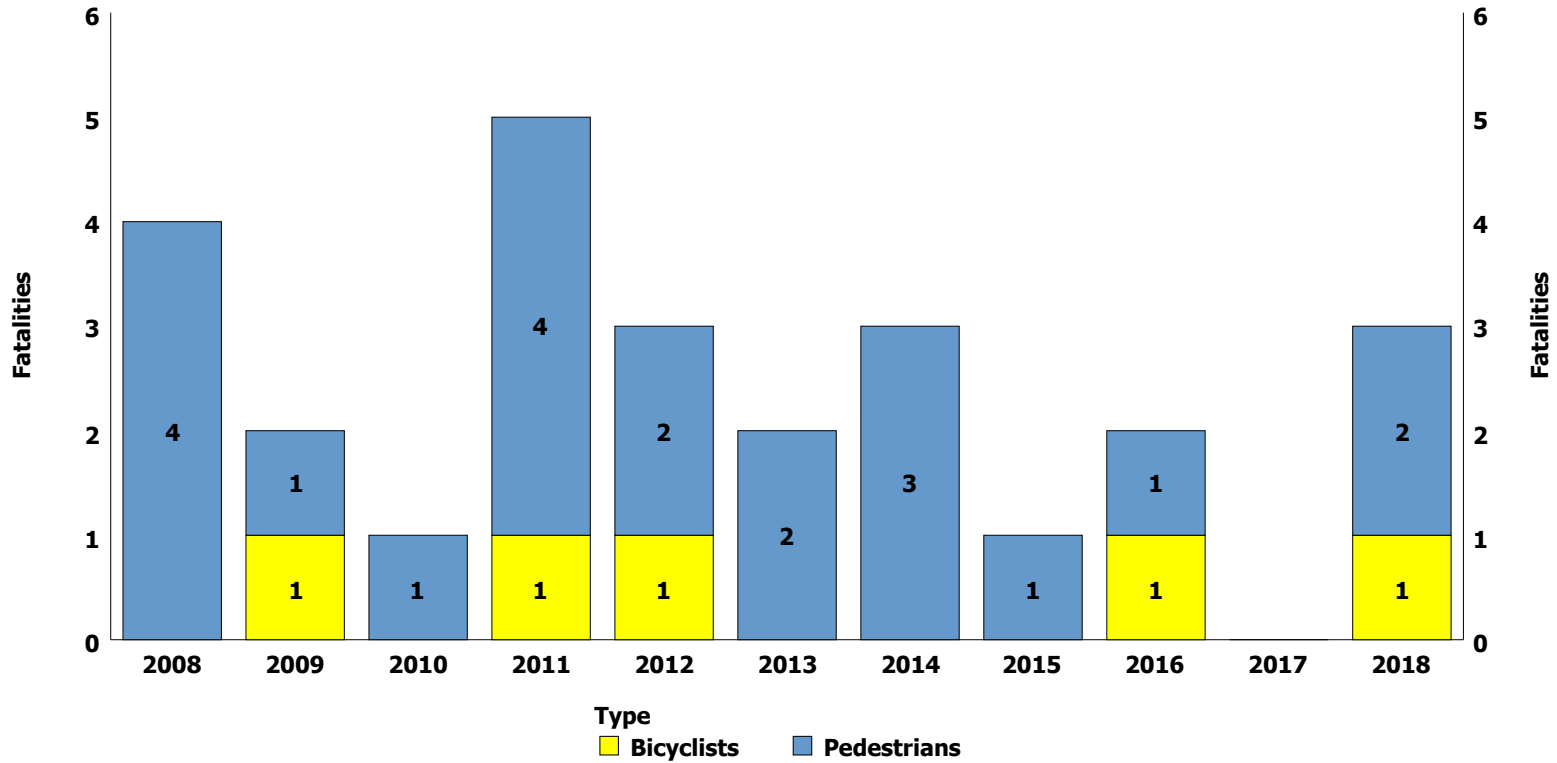
	<b>FY18</b>	<b>FY17</b>
PMV Fatalities / Fatal Rate to Date:	7 / 1.86	4 / 1.04
10-Year Avg (FY08-17) Fatalities / Fatal Rate:	14.5 / 2.77	

*Integrity - Service - Excellence*



U.S. AIR FORCE

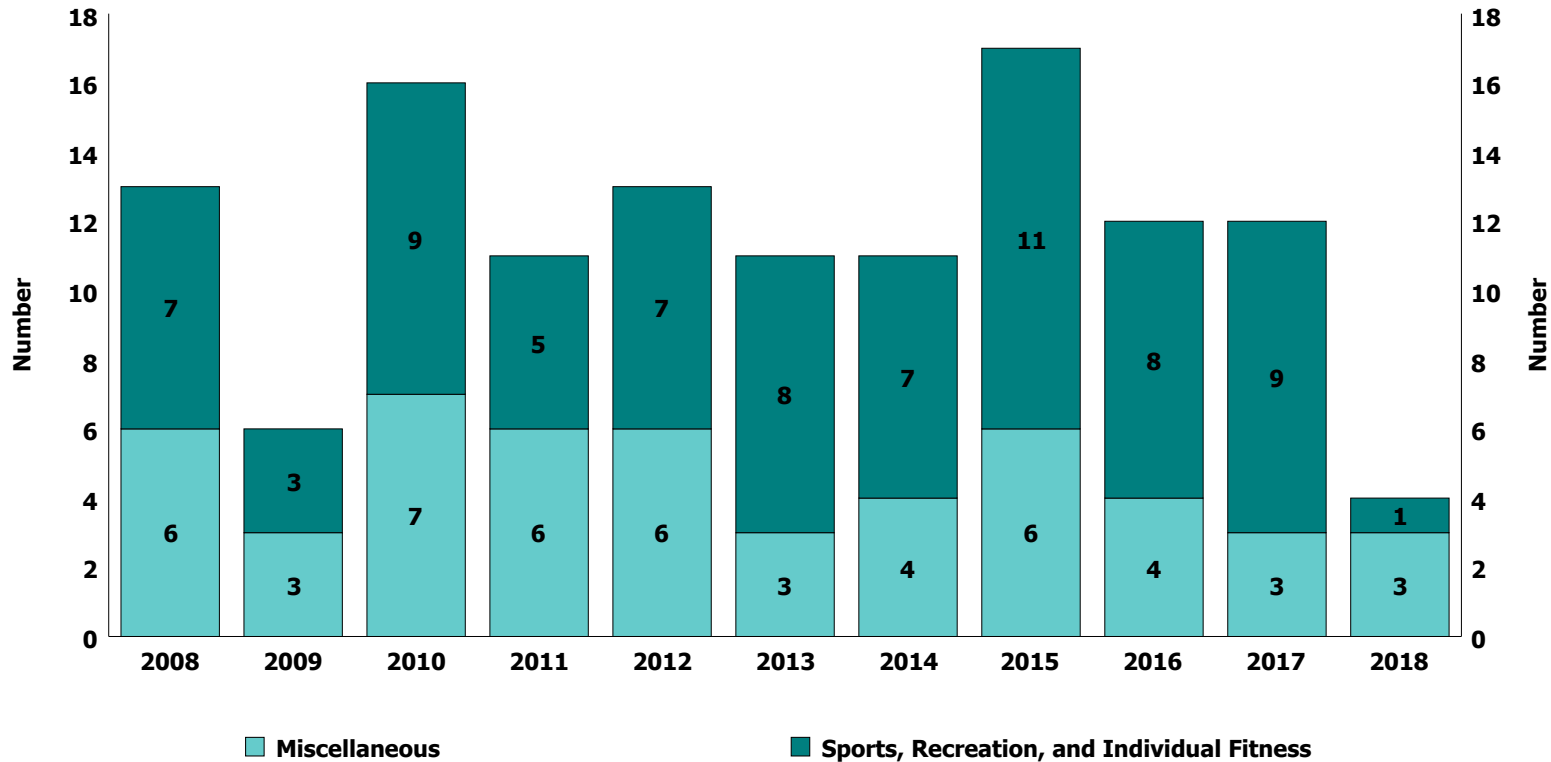
# PMV-Pedestrian Bicyclists Fatalities FY18 (thru 12 JUL 18)





U.S. AIR FORCE

# Non-Traffic Fatalities Air Force Military FY18 (thru 12 JUL 18)



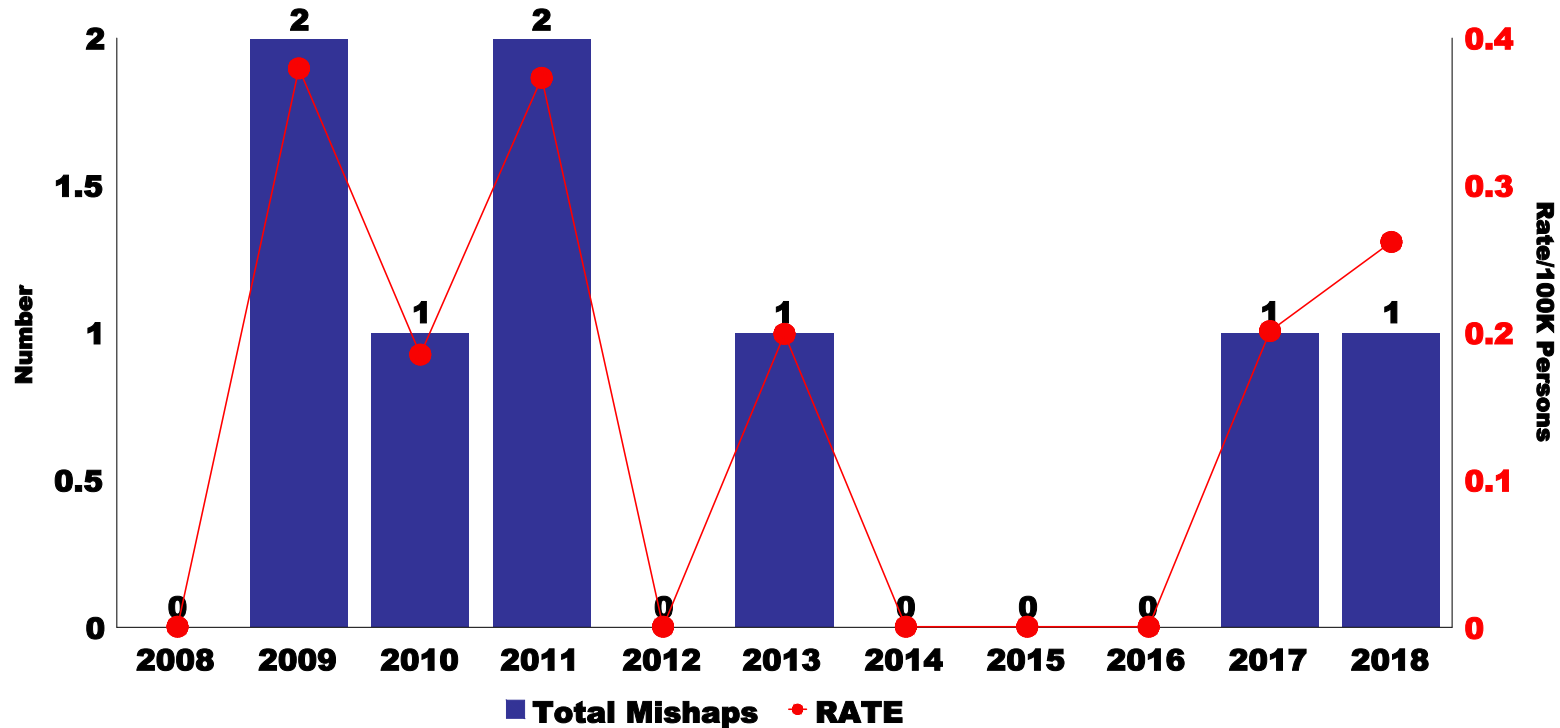
*Integrity - Service - Excellence*





# On-Duty Permanent Total Class A FY18 (thru 12 JUL 18)

U.S. AIR FORCE



Last On-Duty Mishap: 08-JUL-18 RETRIEVING MANHOLE COVER; FAINTED; FELL TO BOTTOM; MULTIPLE INJURIES; PTD

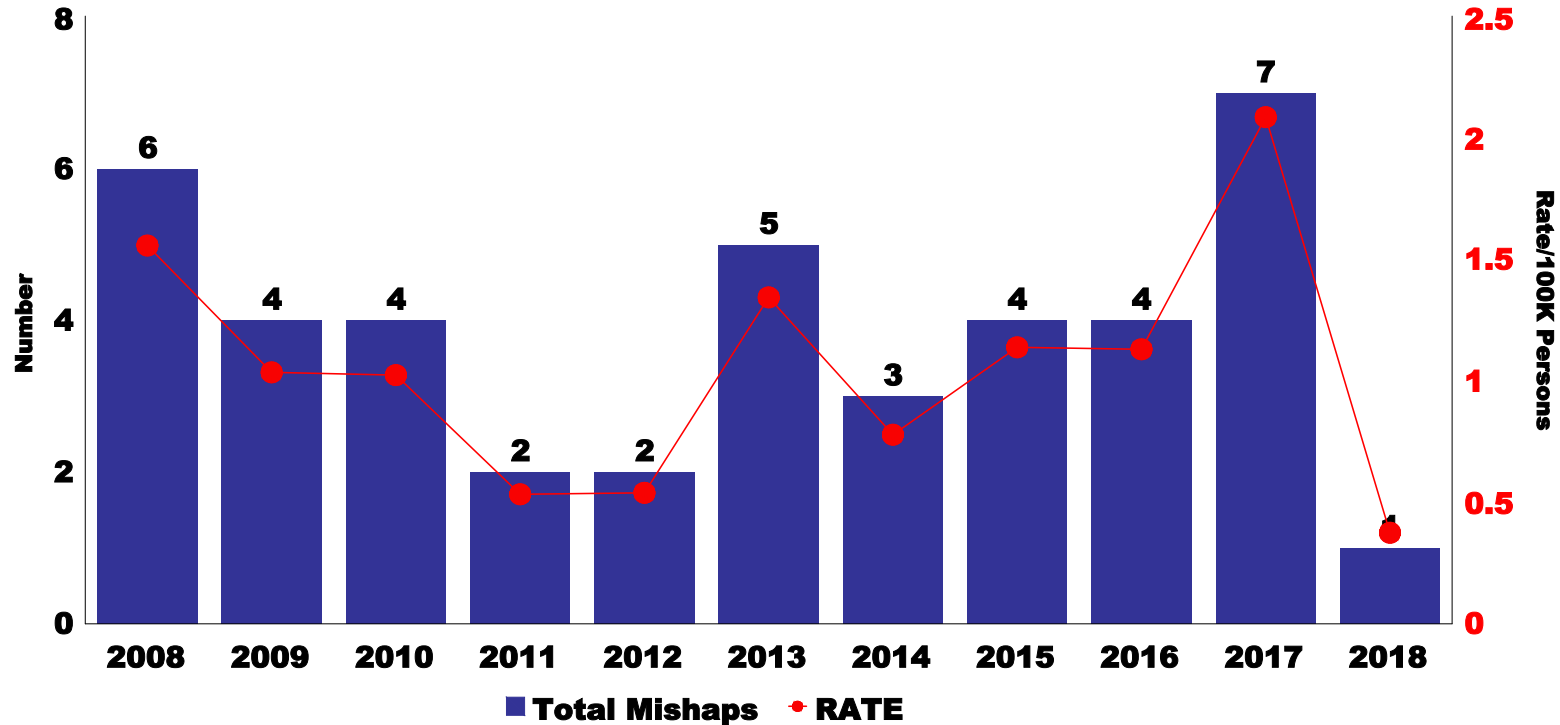
	<u>FY18</u>	<u>FY17</u>
Ground Mishaps / Mishap Rate to Date:	1 / .26	1 / .26
10-Year Average (FY08-17) Mishaps / Mishap Rate:		1.4 / .27

*Integrity - Service - Excellence*



# Off-Duty Permanent Total Class A FY18 (thru 12 JUL 18)

U.S. AIR FORCE



Last Off-Duty Mishap: 21-OCT-17 NEGOTIATING OBSTACLE; FELL FROM WALL; SPINAL INJURIES; PERM TOTAL DISABILITY

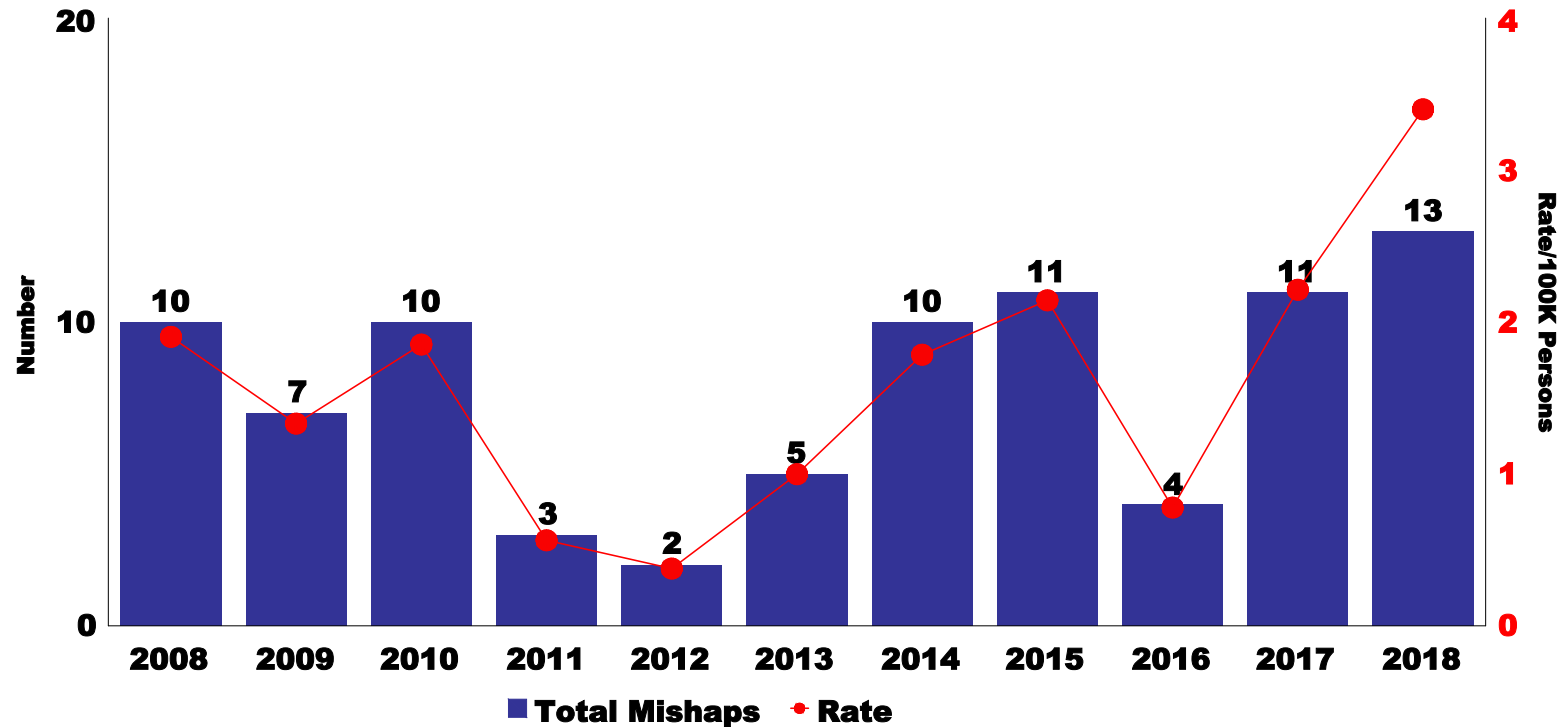
	<b>FY18</b>	<b>FY17</b>
Ground Mishaps / Mishap Rate to Date:	1 / .37	6 / 1.57
10-Year Average (FY08-17) Mishaps / Mishap Rate:		4.1 / 1.1

*Integrity - Service - Excellence*



# On-Duty Permanent Partial Class B FY18 (thru 12 JUL 18)

U.S. AIR FORCE



Last On-Duty Mishap: 12-JUN-18 CLEANING OFFICE SHREDDER; STUCK FINGERTIPS IN BLADES; AMPUTATION; PPD

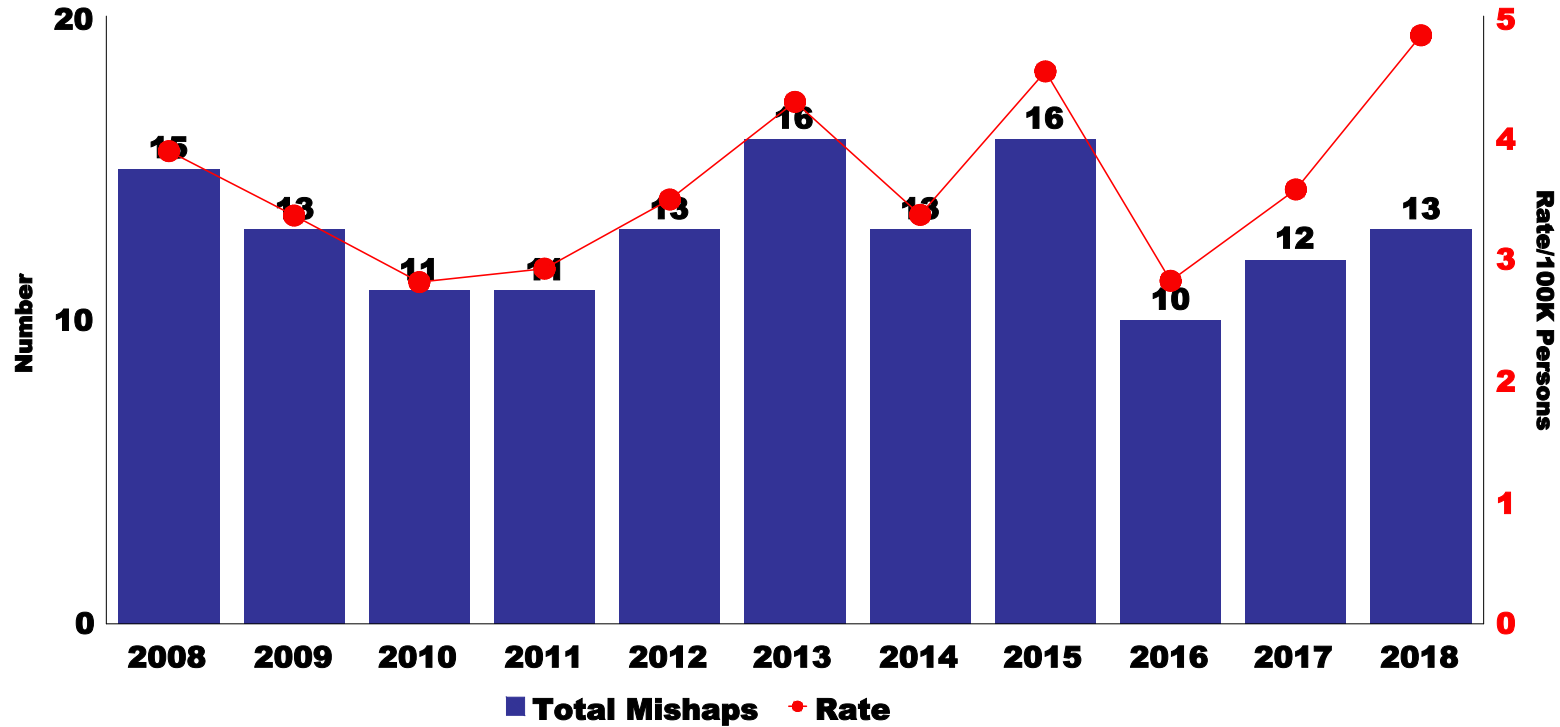
	<u>FY18</u>	<u>FY17</u>
Ground Mishaps / Mishap Rate to Date:	13 / 3.4	9 / 2.36
10-Year Average (FY08-17) Mishaps / Mishap Rate:		7.3 / 1.39

*Integrity - Service - Excellence*



U.S. AIR FORCE

# Off-Duty Ground Permanent Partial Class B FY18 (thru 12 JUL 18)



Last Off-Duty Mishap: 28-JUN-18 PUSHING WOOD THRU TABLE SAW; FINGER CONTACTED BLADE; AMPUTATION; PPD

	<u>FY18</u>	<u>FY17</u>
Ground Mishaps / Mishap Rate to Date:	13 / 4.85	11 / 2.88
10-Year Average (FY08-17) Mishaps / Mishap Rate:		13 / 3.5

*Integrity - Service - Excellence*



**U.S. AIR FORCE**

## ***Property Damage (Class B) FY18 (thru 12 JUL 18)***

---

	<b>Category</b>	<b>Mishap Date</b>	<b>Assigned To</b>	<b>One Liner</b>
	Ground, Miscellaneous, No Data	19-Jun-18	ANG	SMOKE PIT FIRE; UNATTENDED STRUCTURE; FIRE/SMOKE DAMAGE; \$ TBD
	Ground, Industrial and Occupational, No Data	14-Apr-18	ACC	SPRINKLER HEAD MALFUNCTION; WATER DAMAGE TO COMM EQUIP/FACILITY; \$598K DAMAGE
	Ground, Industrial and Occupational, No Data	09-Dec-17		No Data
	Ground, Industrial and Occupational, No Data	25-Nov-17	USAFA	WATER LINE FITTING FAILED; FLOODED MECHANICAL ROOM; \$559K PDMG; NO INJURIES

---

*Integrity - Service - Excellence*