

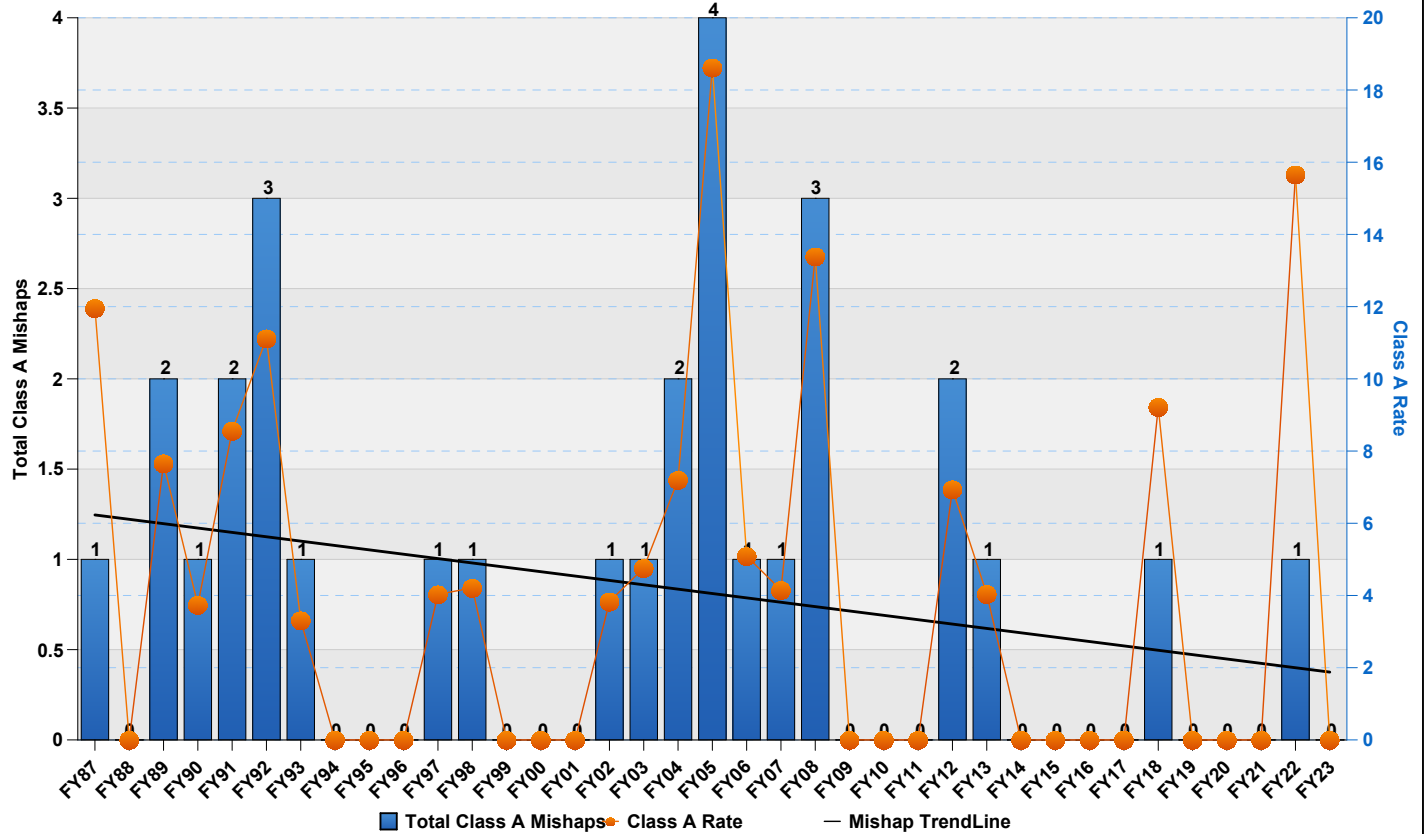
B-1 FLIGHT MISHAP HISTORY
(All Rates per 100,000 Flying Hours)

YEAR	CLASS A		CLASS B		DESTROYED		FATAL		HOURS	CUM HRS
	Total Class A Mishaps	Class A Rate	Total Class B Mishaps	Class B Rate	Total Destroyed	Destroyed Rate	PILOT	ALL		
CY84	0	0.00	1	512.82	0	0.00	0	0	195	195
CY85	0	0.00	1	184.16	0	0.00	0	0	543	738
CY86	0	0.00	0	0.00	0	0.00	0	0	2,676	3,414
FY87	1	11.96	2	23.93	1	11.96	2	3	8,359	11,773
FY88	0	0.00	1	5.08	0	0.00	0	0	19,701	31,474
FY89	2	7.66	0	0.00	2	7.66	0	0	26,100	57,574
FY90	1	3.74	1	3.74	0	0.00	0	0	26,705	84,279
FY91	2	8.56	0	0.00	0	0.00	0	0	23,355	107,634
FY92	3	11.12	0	0.00	0	0.00	0	0	26,970	134,604
FY93	1	3.31	1	3.31	1	3.31	2	4	30,179	164,783
FY94	0	0.00	1	3.40	0	0.00	0	0	29,382	194,165
FY95	0	0.00	3	10.80	0	0.00	0	0	27,778	221,943
FY96	0	0.00	1	3.79	0	0.00	0	0	26,370	248,313
FY97	1	4.03	3	12.10	1	4.03	2	4	24,803	273,116
FY98	1	4.21	2	8.42	1	4.21	0	0	23,744	296,860
FY99	0	0.00	2	8.74	0	0.00	0	0	22,884	319,744
FY00	0	0.00	6	24.29	0	0.00	0	0	24,703	344,447
FY01	0	0.00	1	4.06	0	0.00	0	0	24,628	369,075
FY02	1	3.83	11	42.10	1	3.83	0	0	26,130	395,205
FY03	1	4.76	8	38.11	0	0.00	0	0	20,994	416,199
FY04	2	7.20	13	46.81	0	0.00	0	0	27,773	443,972
FY05	4	18.62	10	46.55	0	0.00	0	0	21,482	465,454
FY06	1	5.09	7	35.66	0	0.00	0	0	19,632	485,086
FY07	1	4.15	15	62.28	0	0.00	0	0	24,083	509,169
FY08	3	13.39	8	35.70	1	4.46	0	0	22,406	531,575
FY09	0	0.00	12	53.51	0	0.00	0	0	22,425	554,000
FY10	0	0.00	6	26.36	0	0.00	0	0	22,760	576,760
FY11	0	0.00	6	25.49	0	0.00	0	0	23,535	600,295
FY12	2	6.94	3	10.41	0	0.00	0	0	28,824	629,119
FY13	1	4.04	5	20.22	1	4.04	0	0	24,725	653,844
FY14	0	0.00	2	9.22	0	0.00	0	6	21,691	675,535
FY15	0	0.00	1	4.44	0	0.00	0	0	22,533	698,068
FY16	0	0.00	1	7.55	0	0.00	0	0	13,241	711,309
FY17	0	0.00	2	18.26	0	0.00	0	0	10,950	722,259
FY18	1	9.22	1	9.22	0	0.00	0	0	10,847	733,106
FY19	0	0.00	1	11.42	0	0.00	0	0	8,759	741,865
FY20	0	0.00	0	0.00	0	0.00	0	0	6,740	748,605
FY21	0	0.00	4	80.47	0	0.00	0	0	4,971	753,576
FY22	1	15.66	2	31.32	0	0.00	0	0	6,385	759,961
FY23	0	0.00	0	0.00	0	0.00	0	0	6,478	766,439
Total	30.00		144.00		9.00		6.00	17.00		766,439
	Average Annual Class A Mishaps	Average Class A Rate	Average Annual Class B Mishaps	Average Class B Rate	Average Annual Destroyed	Average Destroyed Rate	Average Pilot Fatal Rate	Average Fatal Rate	Average Annual Hours	
5 YR	0.20	3.13	1.40	24.64	0.00	0.00	0.00	0.00	6,667	
10 YR	0.20	2.49	1.40	17.19	0.00	0.00	0.00	5.33	11,260	
LIFETIME	0.75	3.69	3.60	35.59	0.22	1.17	0.78	2.22	19,161	

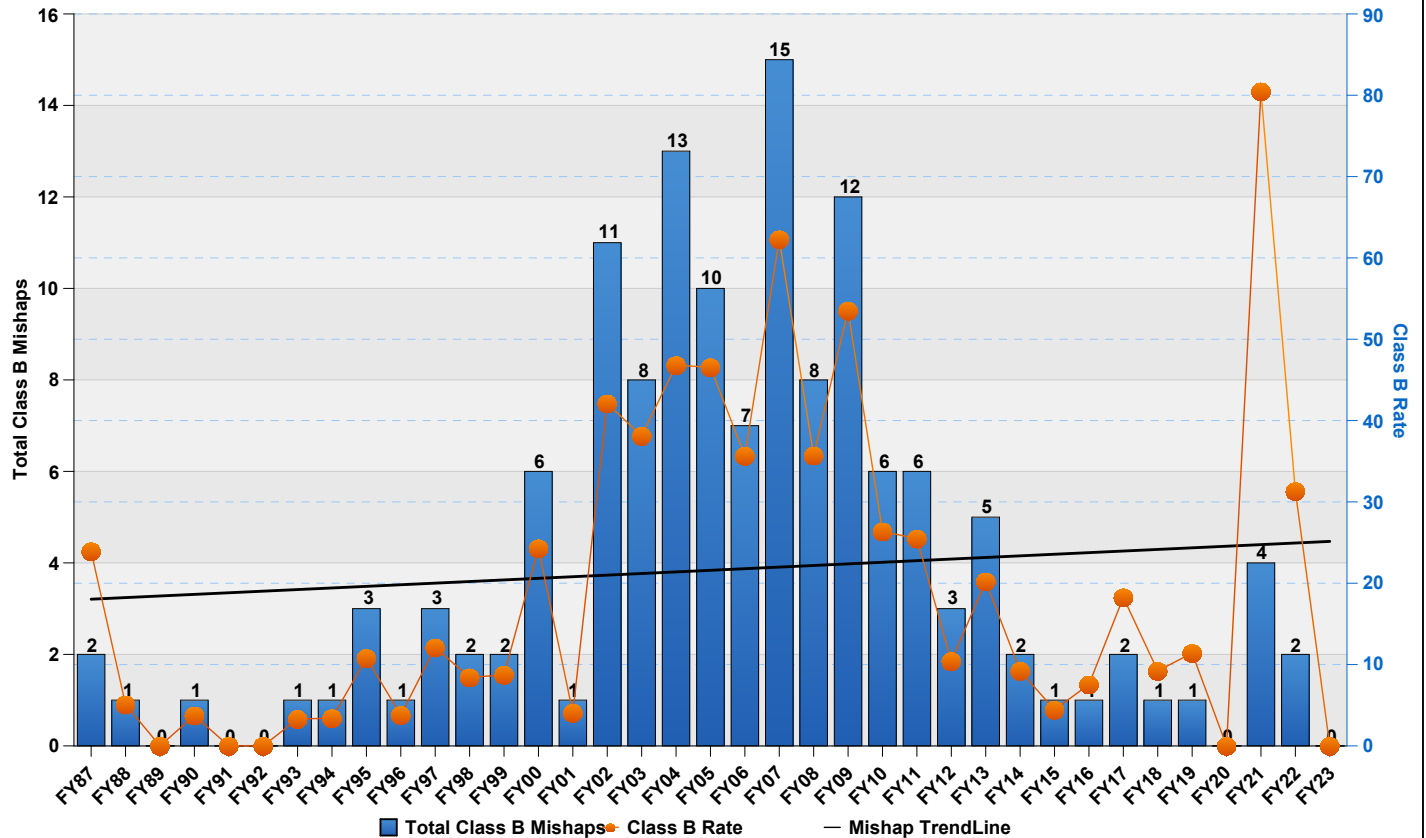
<p>Flight "rates" are number of mishaps per 100,000 flight hours. Only Aviation "Flight" mishaps are reported here. An Aviation "Flight" mishap is any mishap in which there is intent for flight and reportable damage to a DoD aircraft. Explosives and chemical agents or guided missile mishaps that cause damage in excess of \$20,000 to a DoD aircraft with intent for flight are categorized as aircraft flight mishaps to avoid dual reporting. This is the only aviation mishap subcategory that contributes to the flight mishap rate (NOT flight-related or Aviation Ground Ops). Fiscal Years that have zero flying hours have been excluded.</p>	<p>Class A - event that results in fatality, permanent total disability, damage greater than or equal to \$2.5 million and/or a destroyed aircraft (excluding UAS/UAVs Groups 1, 2, or 3). Class B - event that results in permanent partial disability, hospitalization for inpatient care, and/or damage greater than \$600,000 but less than \$2.5 million.</p>	<p>Destroyed Aircraft: Only aircraft owned, designated or leased as "USAF" are included. Fatalities: Pilot totals only include "USAF" personnel designated as "pilot" by the Safety Investigation Board. "All" fatalities include all aviation-related fatalities regardless of designation (USAF, foreign, civilian, etc) or role (pilot, operator, passenger, etc). Additionally, all aviation-related fatalities count toward fatality rate regardless if they resulted from a "flight" (rate-producing) mishap or not.</p>
--	--	--

UPDATED 09-Jul-24

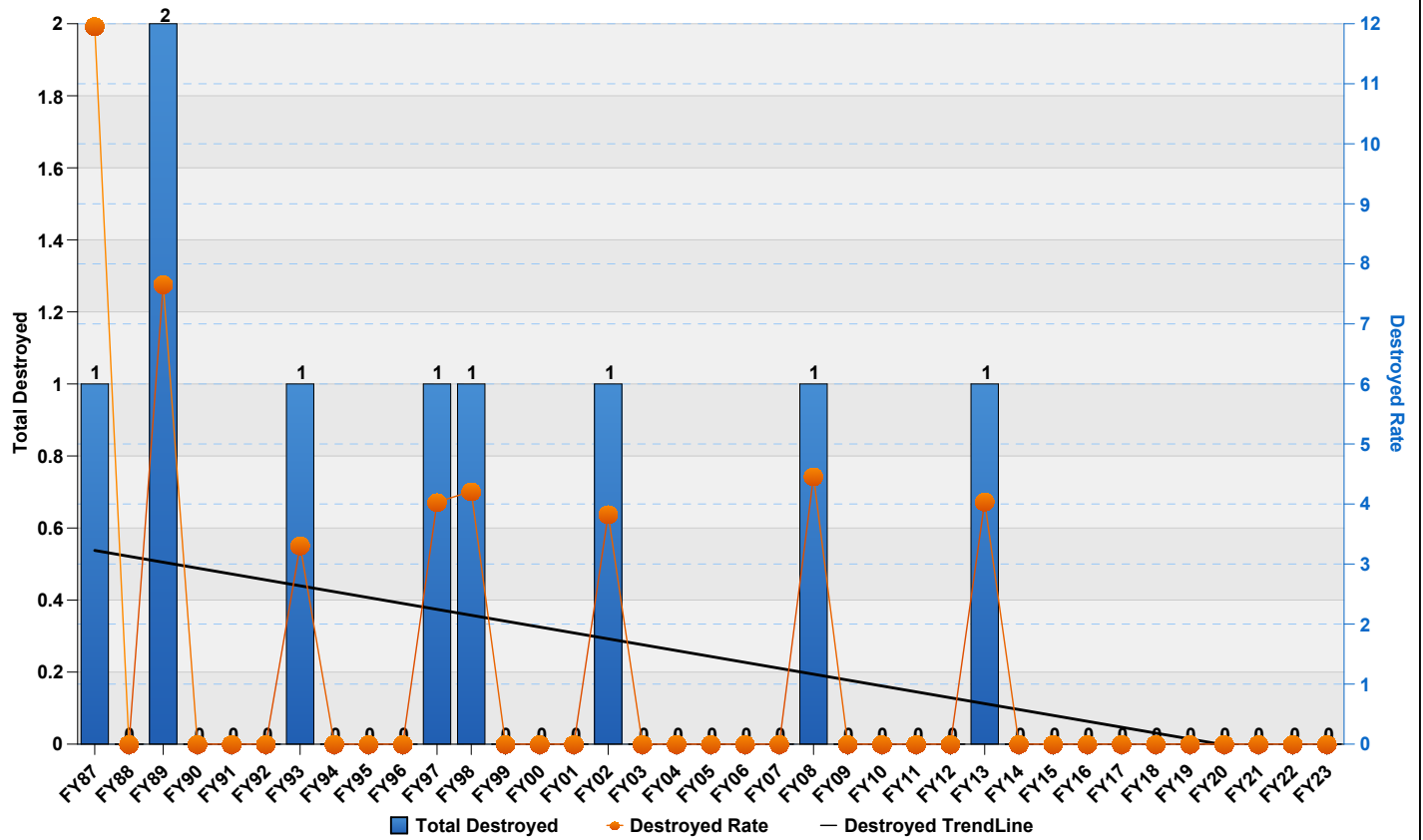
B-1 Class A Mishaps by Fiscal Year



B-1 Class B Mishaps by Fiscal Year



B-1 Destroyed Aircraft by Fiscal Year



B-1 Fatalities (All) by Fiscal Year

