

## C-21 FLIGHT MISHAP HISTORY (All Rates per 100,000 Flying Hours)

YEAR	CLASS A		CLASS B		DESTROYED		FATAL		HOURS	CUM HRS
	Total Class A Mishaps	Class A Rate	Total Class B Mishaps	Class B Rate	Total Destroyed	Destroyed Rate	PILOT	ALL		
CY84	0	0.00	0	0.00	0	0.00	0	0	9,478	9,478
CY85	0	0.00	0	0.00	0	0.00	0	0	44,555	54,033
CY86	0	0.00	0	0.00	0	0.00	0	0	54,134	108,167
FY87	1	2.32	0	0.00	1	2.32	2	2	43,145	151,312
FY88	0	0.00	0	0.00	0	0.00	0	0	56,076	207,388
FY89	0	0.00	0	0.00	0	0.00	0	0	59,607	266,995
FY90	0	0.00	0	0.00	0	0.00	0	0	54,535	321,530
FY91	0	0.00	0	0.00	0	0.00	0	0	54,923	376,453
FY92	0	0.00	0	0.00	0	0.00	0	0	47,603	424,056
FY93	0	0.00	0	0.00	0	0.00	0	0	48,417	472,473
FY94	0	0.00	0	0.00	0	0.00	0	0	47,329	519,802
FY95	1	2.13	0	0.00	1	2.13	2	8	47,015	566,817
FY96	0	0.00	0	0.00	0	0.00	0	0	47,371	614,188
FY97	0	0.00	0	0.00	0	0.00	0	0	46,742	660,930
FY98	0	0.00	0	0.00	0	0.00	0	0	45,231	706,161
FY99	0	0.00	1	2.16	0	0.00	0	0	46,234	752,395
FY00	0	0.00	0	0.00	0	0.00	0	0	46,485	798,880
FY01	0	0.00	1	2.04	0	0.00	0	0	49,045	847,925
FY02	1	1.99	1	1.99	1	1.99	2	2	50,129	898,054
FY03	0	0.00	0	0.00	0	0.00	0	0	47,483	945,537
FY04	0	0.00	0	0.00	0	0.00	0	0	46,762	992,299
FY05	0	0.00	0	0.00	0	0.00	0	0	47,007	1,039,306
FY06	0	0.00	0	0.00	0	0.00	0	0	44,906	1,084,212
FY07	1	3.46	0	0.00	1	3.46	0	0	28,899	1,113,111
FY08	0	0.00	0	0.00	0	0.00	0	0	27,284	1,140,395
FY09	0	0.00	0	0.00	0	0.00	0	0	24,441	1,164,836
FY10	0	0.00	1	4.33	0	0.00	0	0	23,103	1,187,939
FY11	0	0.00	2	12.83	0	0.00	0	0	15,588	1,203,527
FY12	0	0.00	0	0.00	0	0.00	0	0	21,545	1,225,072
FY13	0	0.00	0	0.00	0	0.00	0	0	16,015	1,241,087
FY14	0	0.00	0	0.00	0	0.00	0	0	9,243	1,250,330
FY15	0	0.00	0	0.00	0	0.00	0	0	8,782	1,259,112
FY16	0	0.00	0	0.00	0	0.00	0	0	9,112	1,268,224
FY17	0	0.00	0	0.00	0	0.00	0	0	9,432	1,277,656
FY18	0	0.00	0	0.00	0	0.00	0	0	8,431	1,286,087
FY19	0	0.00	0	0.00	0	0.00	0	0	6,746	1,292,833
<b>Total</b>	<b>4.00</b>		<b>6.00</b>		<b>4.00</b>		<b>6.00</b>	<b>12.00</b>		<b>1,292,833</b>
	Average Annual Class A Mishaps	Average Class A Rate	Average Annual Class B Mishaps	Average Class B Rate	Average Annual Destroyed	Average Destroyed Rate	Average Pilot Fatal Rate	Average Fatal Rate	Average Annual Hours	
<b>5 YR</b>	0.00	0.00	0.00	0.00	0.00	0.00	0.00	0.00	8,501	
<b>10 YR</b>	0.00	0.00	0.30	2.34	0.00	0.00	0.00	0.00	12,800	
<b>LIFETIME</b>	0.11	0.31	0.17	0.46	0.11	0.31	0.46	0.93	35,912	

Flight "rates" are number of mishaps per 100,000 flight hours. Only Aviation "Flight" mishaps are reported here. An Aviation "Flight" mishap is any mishap in which there is intent for flight and reportable damage to a DoD

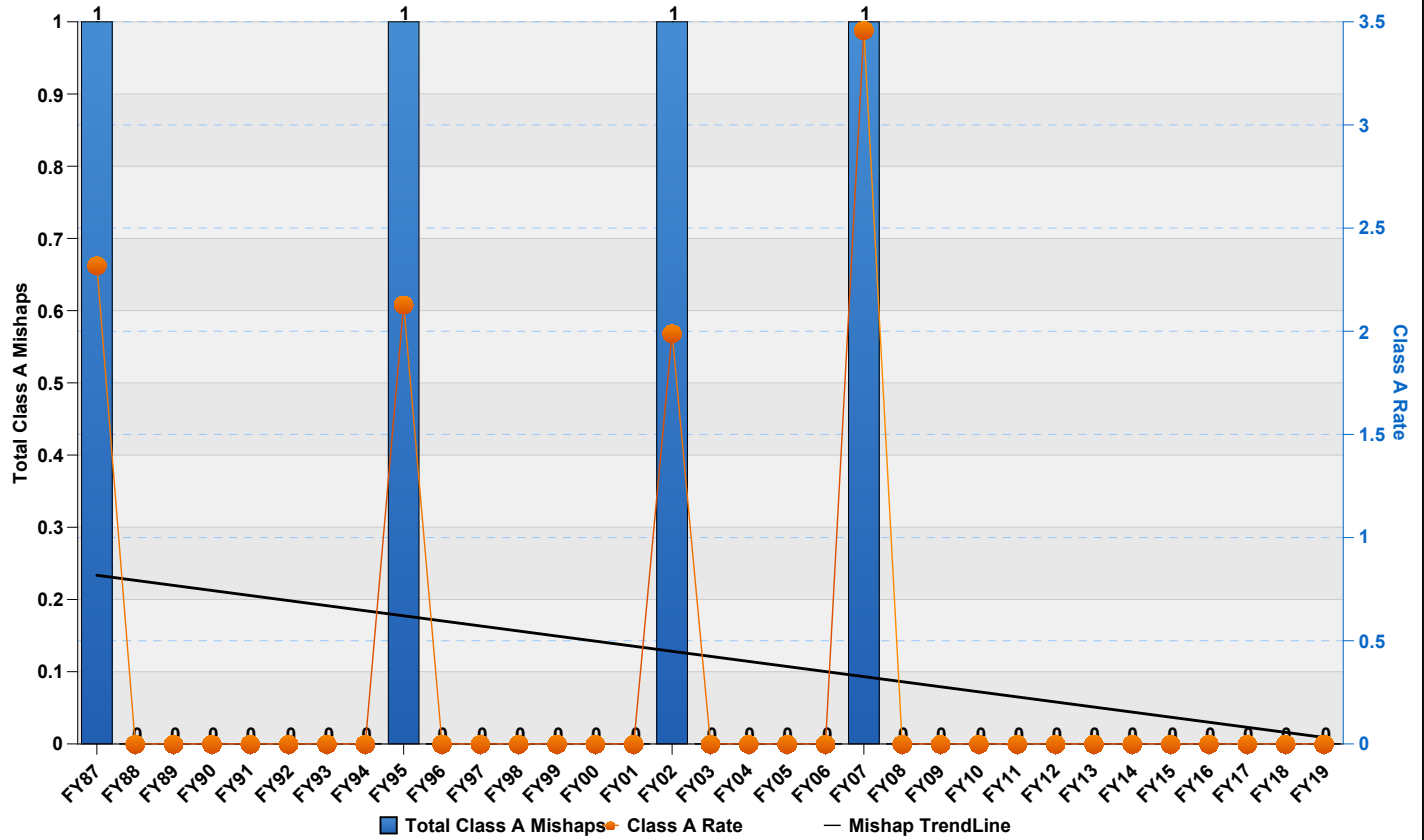
Class A Mishap. A mishap resulting in one or more of the following: 1. Direct mishap cost totaling \$2,000,000 or more (\$1,000,000 for mishaps occurring before FY10). 2. A fatality or permanent total disability. 3.

Destroyed Aircraft: Only aircraft owned, designated or leased as "USAF" are included. Fatalities: Pilot totals only include "USAF" personnel designated as "pilot" by the Safety Investigation Board. "All" fatalities include all

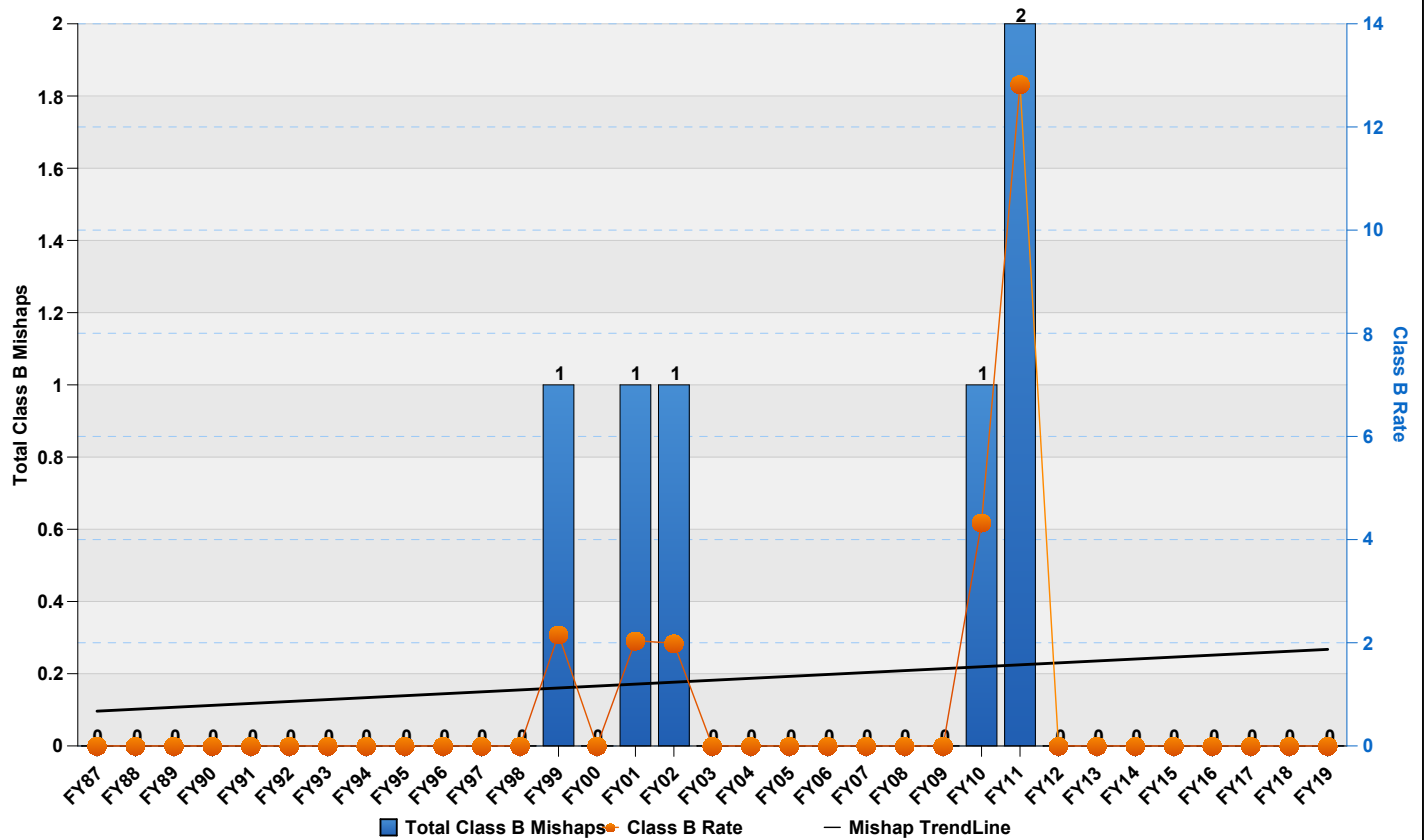
<p>aircraft. Explosives and chemical agents or guided missile mishaps that cause damage in excess of \$20,000 to a DoD aircraft with intent for flight are categorized as aircraft flight mishaps to avoid dual reporting. This is the only aviation mishap subcategory that contributes to the flight mishap rate (NOT flight-related or Aviation Ground Ops). Fiscal Years that have zero flying hours have been excluded.</p>	<p>Destruction of a DoD aircraft. NOTE: A destroyed UAV/RPA is not a Class A mishap unless the preceding criteria in "1" or "2" are met. Class B Mishap. A mishap resulting in one or more of the following: 1. Direct mishap cost totaling \$500,000 or more but less than \$2,000,000 (\$200,000 to \$1,000,000 prior to FY10). 2. A permanent partial disability. 3. Inpatient hospitalization of three or more personnel. Does not count or include individuals hospitalized for observation, diagnostic, or administrative purposes that were treated and released.</p>	<p>aviation-related fatalities regardless of designation (USAF, foreign, civilian, etc) or role (pilot, operator, passenger, etc). Additionally, all aviation-related fatalities count toward fatality rate regardless if they resulted from a "flight" (rate-producing) mishap or not.</p>
--	--	---

UPDATED 31-Oct-19

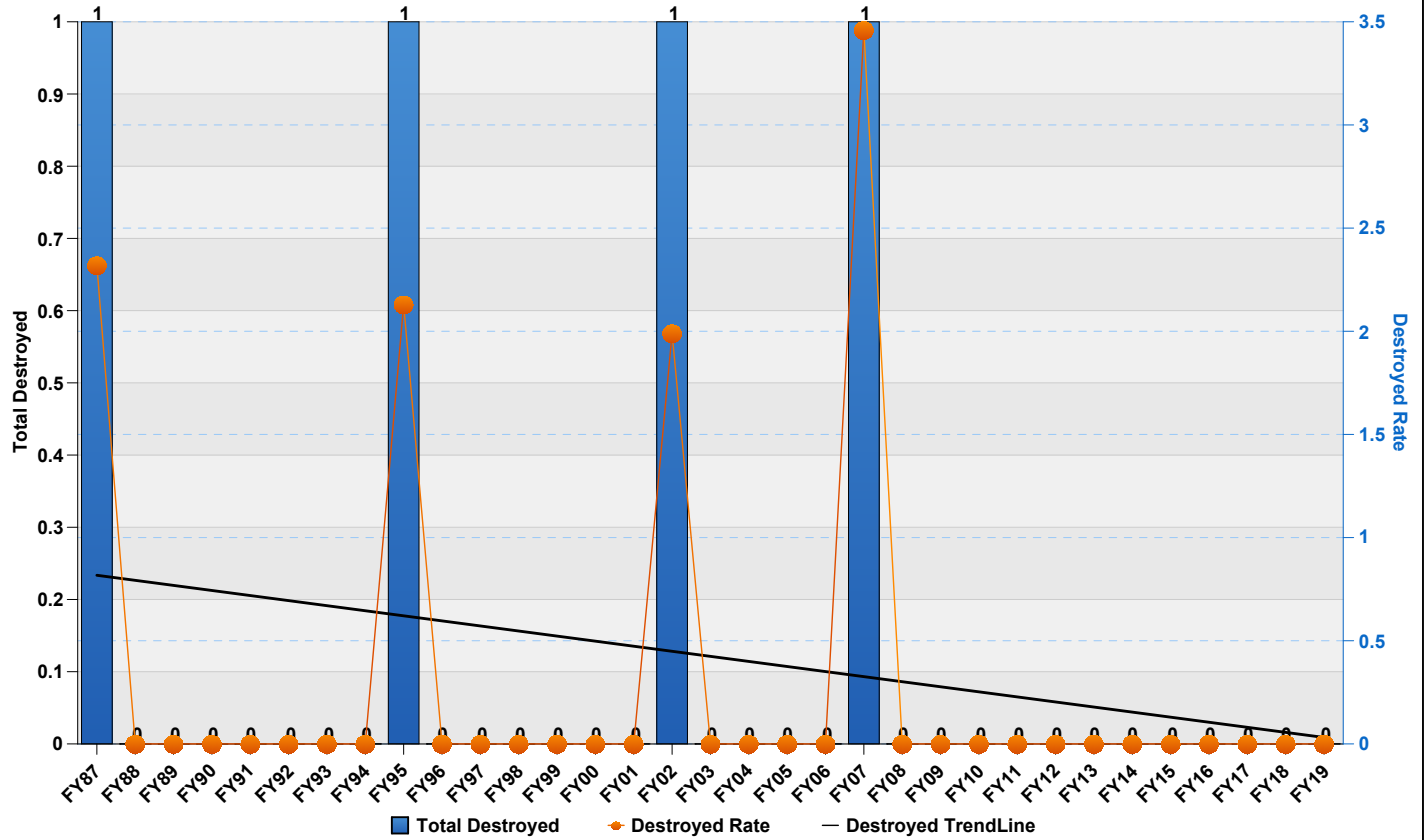
C-21 Class A Mishaps by Fiscal Year



C-21 Class B Mishaps by Fiscal Year



C-21 Destroyed Aircraft by Fiscal Year



C-21 Fatalities (All) by Fiscal Year

