

**C-9 FLIGHT MISHAP HISTORY**  
**(All Rates per 100,000 Flying Hours)**

YEAR	CLASS A		CLASS B		DESTROYED		FATAL		HOURS	CUM HRS
	Total Class A Mishaps	Class A Rate	Total Class B Mishaps	Class B Rate	Total Destroyed	Destroyed Rate	PILOT	ALL		
CY68	0	0.00	0	0.00	0	0.00	0	0	2,184	2,184
CY69	0	0.00	0	0.00	0	0.00	0	0	14,158	16,342
CY70	0	0.00	0	0.00	0	0.00	0	0	21,448	37,790
CY71	1	5.09	0	0.00	1	5.09	3	3	19,644	57,434
CY72	0	0.00	0	0.00	0	0.00	0	0	27,434	84,868
CY73	0	0.00	0	0.00	0	0.00	0	0	29,342	114,210
CY74	0	0.00	0	0.00	0	0.00	0	0	25,835	140,045
CY75	0	0.00	0	0.00	0	0.00	0	0	27,732	167,777
CY76	0	0.00	0	0.00	0	0.00	0	0	28,141	195,918
CY77	0	0.00	0	0.00	0	0.00	0	0	28,908	224,826
CY78	0	0.00	0	0.00	0	0.00	0	0	28,817	253,643
CY79	1	3.49	0	0.00	0	0.00	0	0	28,633	282,276
CY80	0	0.00	1	3.56	0	0.00	0	0	28,061	310,337
CY81	0	0.00	0	0.00	0	0.00	0	0	27,730	338,067
CY82	0	0.00	0	0.00	0	0.00	0	0	28,417	366,484
CY83	0	0.00	0	0.00	0	0.00	0	0	29,450	395,934
CY84	0	0.00	0	0.00	0	0.00	0	0	29,326	425,260
CY85	0	0.00	0	0.00	0	0.00	0	0	29,821	455,081
CY86	0	0.00	0	0.00	0	0.00	0	0	27,851	482,932
FY87	0	0.00	0	0.00	0	0.00	0	0	21,676	504,608
FY88	0	0.00	0	0.00	0	0.00	0	0	28,914	533,522
FY89	0	0.00	0	0.00	0	0.00	0	0	28,730	562,252
FY90	0	0.00	0	0.00	0	0.00	0	0	28,610	590,862
FY91	0	0.00	0	0.00	0	0.00	0	0	26,728	617,590
FY92	0	0.00	0	0.00	0	0.00	0	0	27,260	644,850
FY93	0	0.00	0	0.00	0	0.00	0	0	26,071	670,921
FY94	0	0.00	0	0.00	0	0.00	0	0	25,087	696,008
FY95	0	0.00	1	3.83	0	0.00	0	0	26,116	722,124
FY96	0	0.00	0	0.00	0	0.00	0	0	24,597	746,721
FY97	0	0.00	0	0.00	0	0.00	0	0	23,258	769,979
FY98	0	0.00	0	0.00	0	0.00	0	0	21,361	791,340
FY99	1	4.95	0	0.00	0	0.00	0	0	20,205	811,545
FY00	0	0.00	0	0.00	0	0.00	0	0	19,868	831,413
FY01	0	0.00	0	0.00	0	0.00	0	0	21,254	852,667
FY02	0	0.00	1	5.00	0	0.00	0	0	20,016	872,683
FY03	0	0.00	1	5.22	0	0.00	0	0	19,167	891,850
FY04	0	0.00	1	33.37	0	0.00	0	0	2,997	894,847
FY05	0	0.00	0	0.00	0	0.00	0	0	2,288	897,135
FY06	0	0.00	0	0.00	0	0.00	0	0	892	898,027
FY07	0	0.00	0	0.00	0	0.00	0	0	822	898,849
FY08	0	0.00	0	0.00	0	0.00	0	0	794	899,643
FY09	0	0.00	0	0.00	0	0.00	0	0	683	900,326
FY10	0	0.00	0	0.00	0	0.00	0	0	913	901,239
FY11	0	0.00	0	0.00	0	0.00	0	0	762	902,001
FY12	0	0.00	0	0.00	0	0.00	0	0	0	902,001
FY13	0	0.00	0	0.00	0	0.00	0	0	0	902,001
FY14	0	0.00	0	0.00	0	0.00	0	0	0	902,001
FY15	0	0.00	0	0.00	0	0.00	0	0	0	902,001

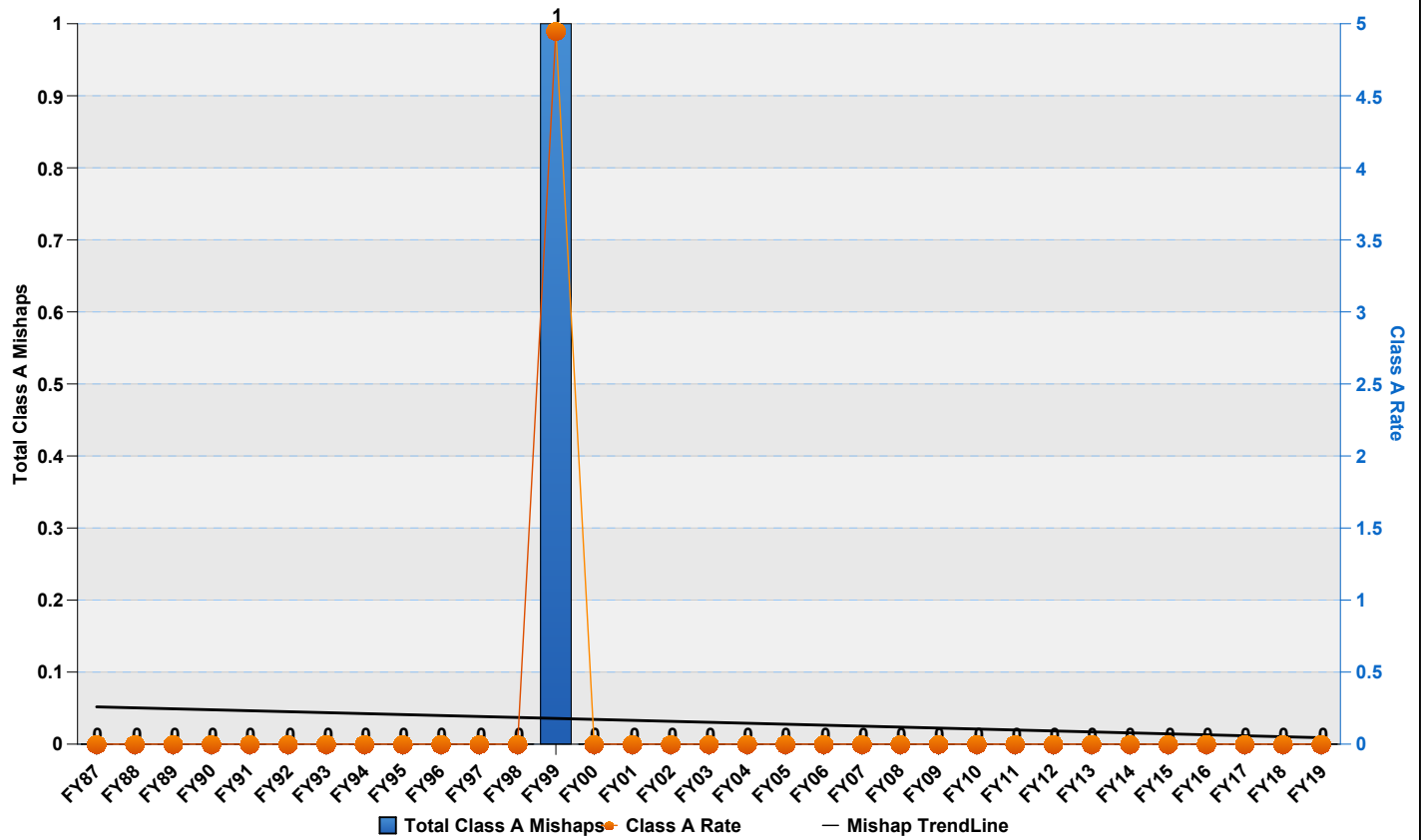
<b>FY16</b>	0	0.00	0	0.00	0	0.00	0	0	0	902,001
<b>FY17</b>	0	0.00	0	0.00	0	0.00	0	0	0	902,001
<b>FY18</b>	0	0.00	0	0.00	0	0.00	0	0	0	902,001
<b>FY19</b>	0	0.00	0	0.00	0	0.00	0	0	0	902,001
<b>Total</b>	<b>3.00</b>		<b>5.00</b>		<b>1.00</b>		<b>3.00</b>	<b>3.00</b>		<b>902,001</b>

	<b>Average Annual Class A Mishaps</b>	<b>Average Class A Rate</b>	<b>Average Annual Class B Mishaps</b>	<b>Average Class B Rate</b>	<b>Average Annual Destroyed</b>	<b>Average Destroyed Rate</b>	<b>Average Pilot Fatal Rate</b>	<b>Average Fatal Rate</b>	<b>Average Annual Hours</b>	
<b>5 YR</b>	0.00		0.00		0.00				0	
<b>10 YR</b>	0.00	0.00	0.00	0.00	0.00	0.00	0.00	0.00	168	
<b>LIFETIME</b>	0.06	0.33	0.10	0.55	0.02	0.11	0.33	0.33	17,346	

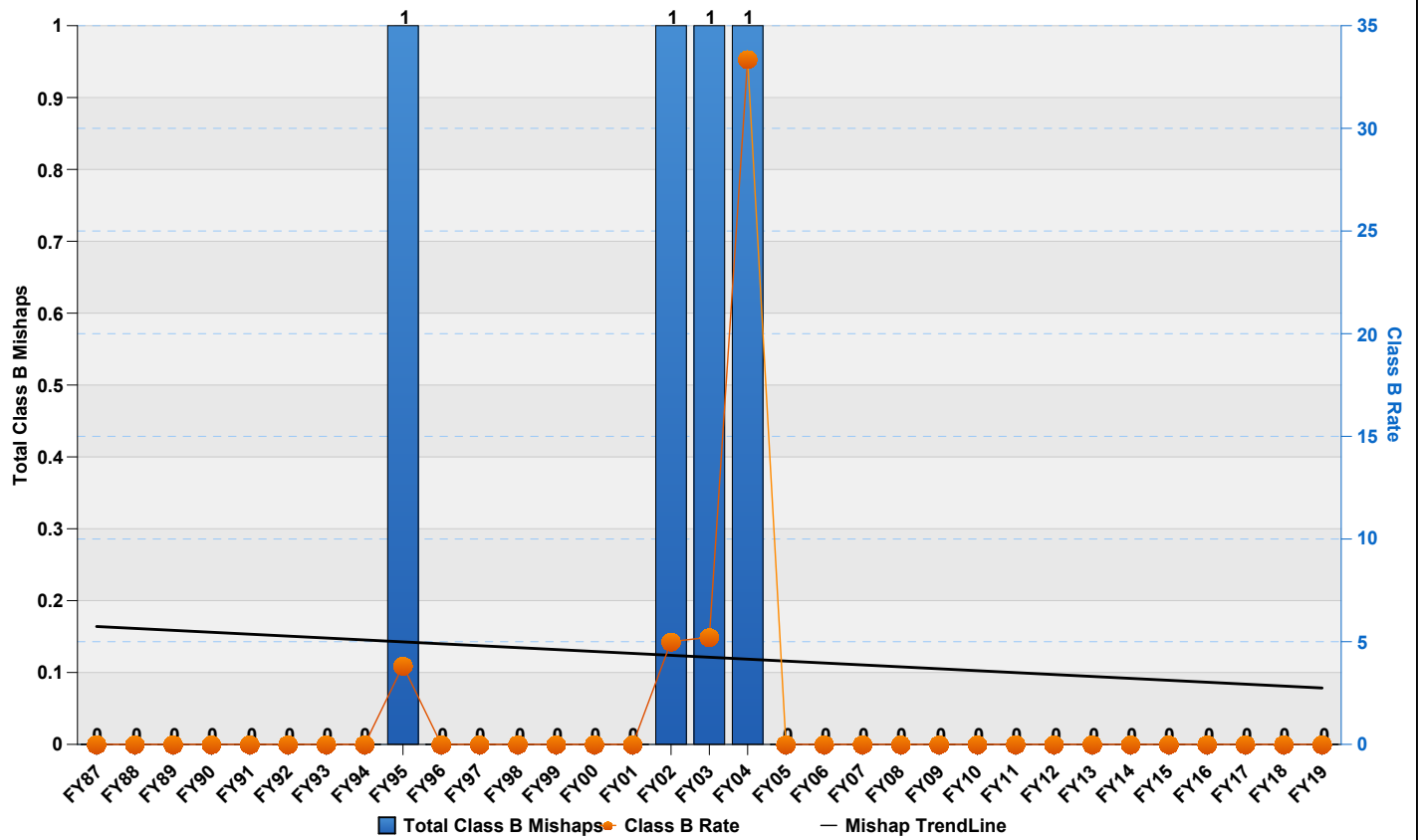
<p>Flight "rates" are number of mishaps per 100,000 flight hours. Only Aviation "Flight" mishaps are reported here. An Aviation "Flight" mishap is any mishap in which there is intent for flight and reportable damage to a DoD aircraft. Explosives and chemical agents or guided missile mishaps that cause damage in excess of \$20,000 to a DoD aircraft with intent for flight are categorized as aircraft flight mishaps to avoid dual reporting. This is the only aviation mishap subcategory that contributes to the flight mishap rate (NOT flight-related or Aviation Ground Ops). Fiscal Years that have zero flying hours have been excluded.</p>	<p>Class A Mishap. A mishap resulting in one or more of the following: 1. Direct mishap cost totaling \$2,000,000 or more (\$1,000,000 for mishaps occurring before FY10). 2. A fatality or permanent total disability. 3. Destruction of a DoD aircraft. NOTE: A destroyed UAV/RPA is not a Class A mishap unless the preceding criteria in "1" or "2" are met. Class B Mishap. A mishap resulting in one or more of the following: 1. Direct mishap cost totaling \$500,000 or more but less than \$2,000,000 (\$200,000 to \$1,000,000 prior to FY10). 2. A permanent partial disability. 3. Inpatient hospitalization of three or more personnel. Does not count or include individuals hospitalized for observation, diagnostic, or administrative purposes that were treated and released.</p>	<p>Destroyed Aircraft: Only aircraft owned, designated or leased as "USAF" are included. Fatalities: Pilot totals only include "USAF" personnel designated as "pilot" by the Safety Investigation Board. "All" fatalities include all aviation-related fatalities regardless of designation (USAF, foreign, civilian, etc) or role (pilot, operator, passenger, etc). Additionally, all aviation-related fatalities count toward fatality rate regardless if they resulted from a "flight" (rate-producing) mishap or not.</p>
--	--	--

UPDATED 31-Oct-19

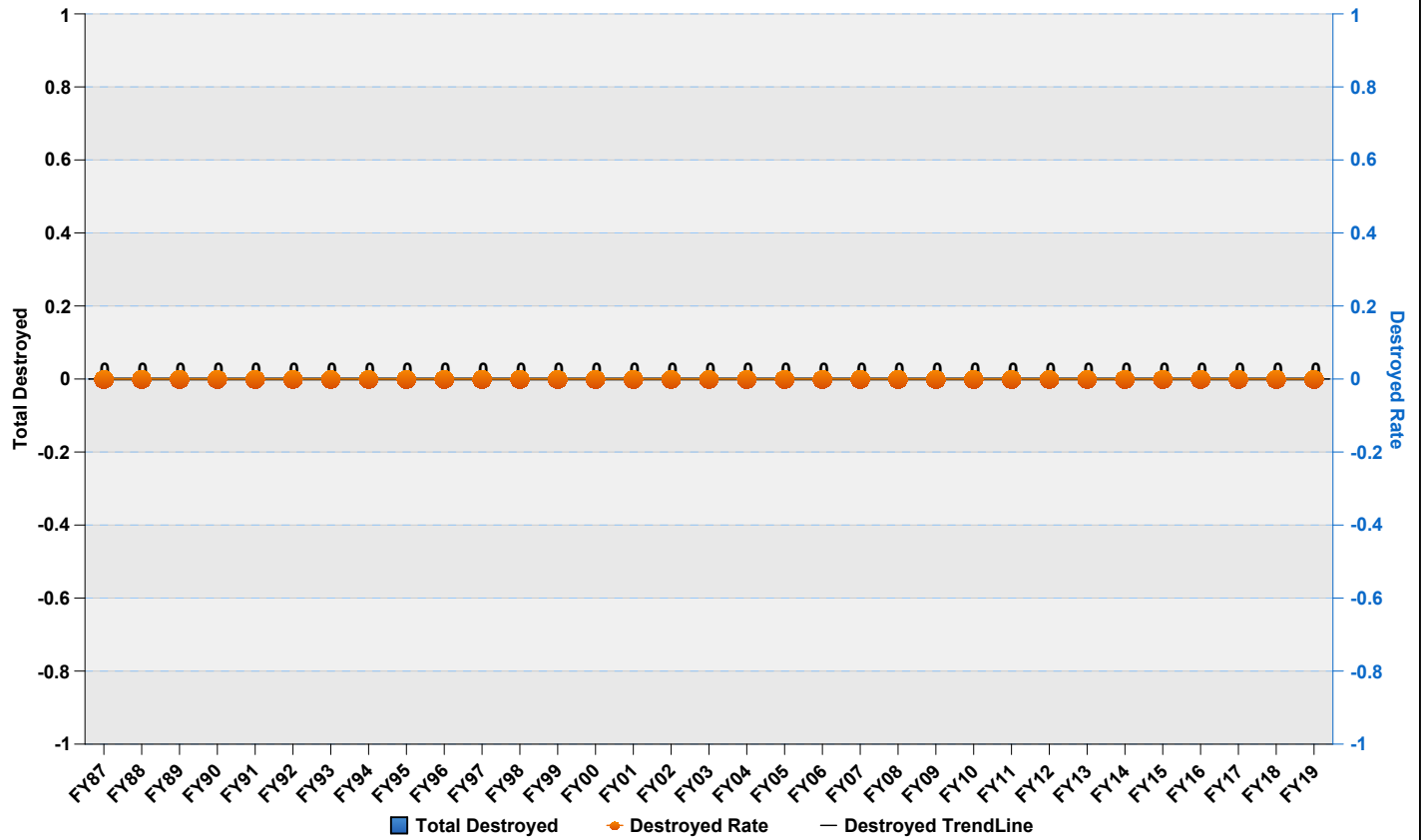
C-9 Class A Mishaps by Fiscal Year



C-9 Class B Mishaps by Fiscal Year



**C-9 Destroyed Aircraft by Fiscal Year**



**C-9 Fatalities (All) by Fiscal Year**

