

F-35 FLIGHT MISHAP HISTORY (All Rates per 100,000 Flying Hours)

YEAR	CLASS A		CLASS B		DESTROYED		FATAL		HOURS	CUM HRS
	Total Class A Mishaps	Class A Rate	Total Class B Mishaps	Class B Rate	Total Destroyed	Destroyed Rate	PILOT	ALL		
FY00	0	0.00	0	0.00	0	0.00	0	0	0	0
FY01	0	0.00	0	0.00	0	0.00	0	0	0	0
FY02	0	0.00	0	0.00	0	0.00	0	0	0	0
FY03	0	0.00	0	0.00	0	0.00	0	0	0	0
FY04	0	0.00	0	0.00	0	0.00	0	0	0	0
FY05	0	0.00	0	0.00	0	0.00	0	0	0	0
FY06	0	0.00	0	0.00	0	0.00	0	0	0	0
FY07	0	0.00	1	0.00	0	0.00	0	0	0	0
FY08	0	0.00	0	0.00	0	0.00	0	0	0	0
FY09	0	0.00	0	0.00	0	0.00	0	0	0	0
FY10	0	0.00	0	0.00	0	0.00	0	0	0	0
FY11	0	0.00	0	0.00	0	0.00	0	0	0	0
FY12	0	0.00	0	0.00	0	0.00	0	0	215	215
FY13	0	0.00	1	77.94	0	0.00	0	0	1,283	1,498
FY14	1	37.54	0	0.00	0	0.00	0	0	2,664	4,162
FY15	0	0.00	0	0.00	0	0.00	0	0	7,467	11,629
FY16	0	0.00	0	0.00	0	0.00	0	0	11,343	22,972
FY17	0	0.00	0	0.00	0	0.00	0	0	22,714	45,686
FY18	2	11.90	0	0.00	0	0.00	0	0	30,514	76,200
FY19	0	0.00	2	9.94	0	0.00	0	0	20,113	96,313
Total	3.00		4.00		0.00		0.00	0.00		96,313
	Average Annual Class A Mishaps	Average Class A Rate	Average Annual Class B Mishaps	Average Class B Rate	Average Annual Destroyed	Average Destroyed Rate	Average Pilot Fatal Rate	Average Fatal Rate	Average Annual Hours	
5 YR	0.40	2.17	0.40	2.17	0.00	0.00	0.00	0.00	18,430	
10 YR	0.30	3.11	0.30	3.11	0.00	0.00	0.00	0.00	9,631	
LIFETIME	0.15	3.11	0.20	4.15	0.00	0.00	0.00	0.00	4,816	

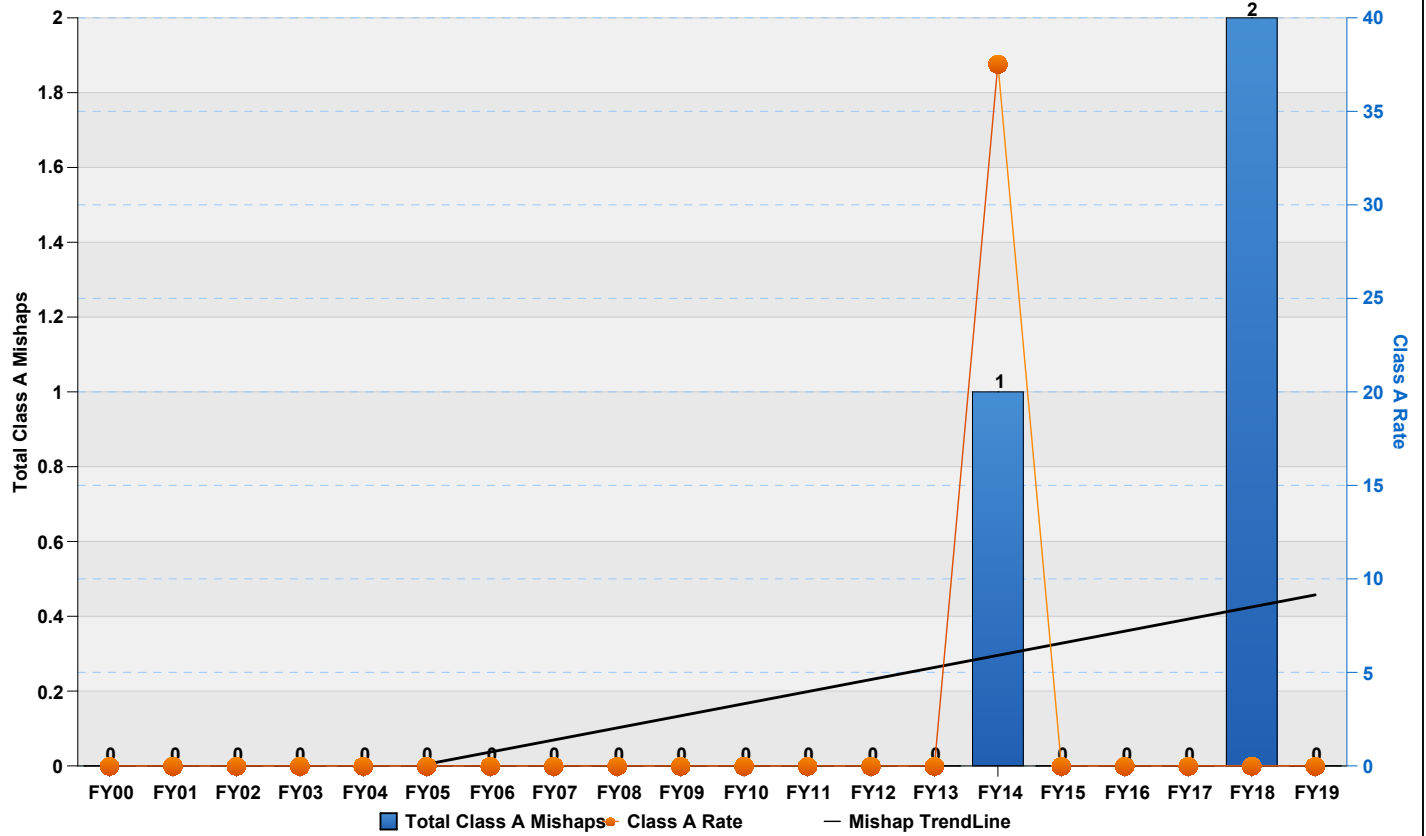
Flight "rates" are number of mishaps per 100,000 flight hours. Only Aviation "Flight" mishaps are reported here. An Aviation "Flight" mishap is any mishap in which there is intent for flight and reportable damage to a DoD aircraft. Explosives and chemical agents or guided missile mishaps that cause damage in excess of \$20,000 to a DoD aircraft with intent for flight are categorized as aircraft flight mishaps to avoid dual reporting. This is the only aviation mishap subcategory that contributes to the flight mishap rate (NOT flight-related or Aviation Ground Ops). Fiscal Years that have zero flying hours have been excluded.

Class A Mishap. A mishap resulting in one or more of the following: 1. Direct mishap cost totaling \$2,000,000 or more (\$1,000,000 for mishaps occurring before FY10). 2. A fatality or permanent total disability. 3. Destruction of a DoD aircraft. NOTE: A destroyed UAV/RPA is not a Class A mishap unless the preceding criteria in "1" or "2" are met. **Class B Mishap.** A mishap resulting in one or more of the following: 1. Direct mishap cost totaling \$500,000 or more but less than \$2,000,000 (\$200,000 to \$1,000,000 prior to FY10). 2. A permanent partial disability. 3. Inpatient hospitalization of three or more personnel. Does not count or include individuals hospitalized for observation, diagnostic, or administrative purposes that were treated and released.

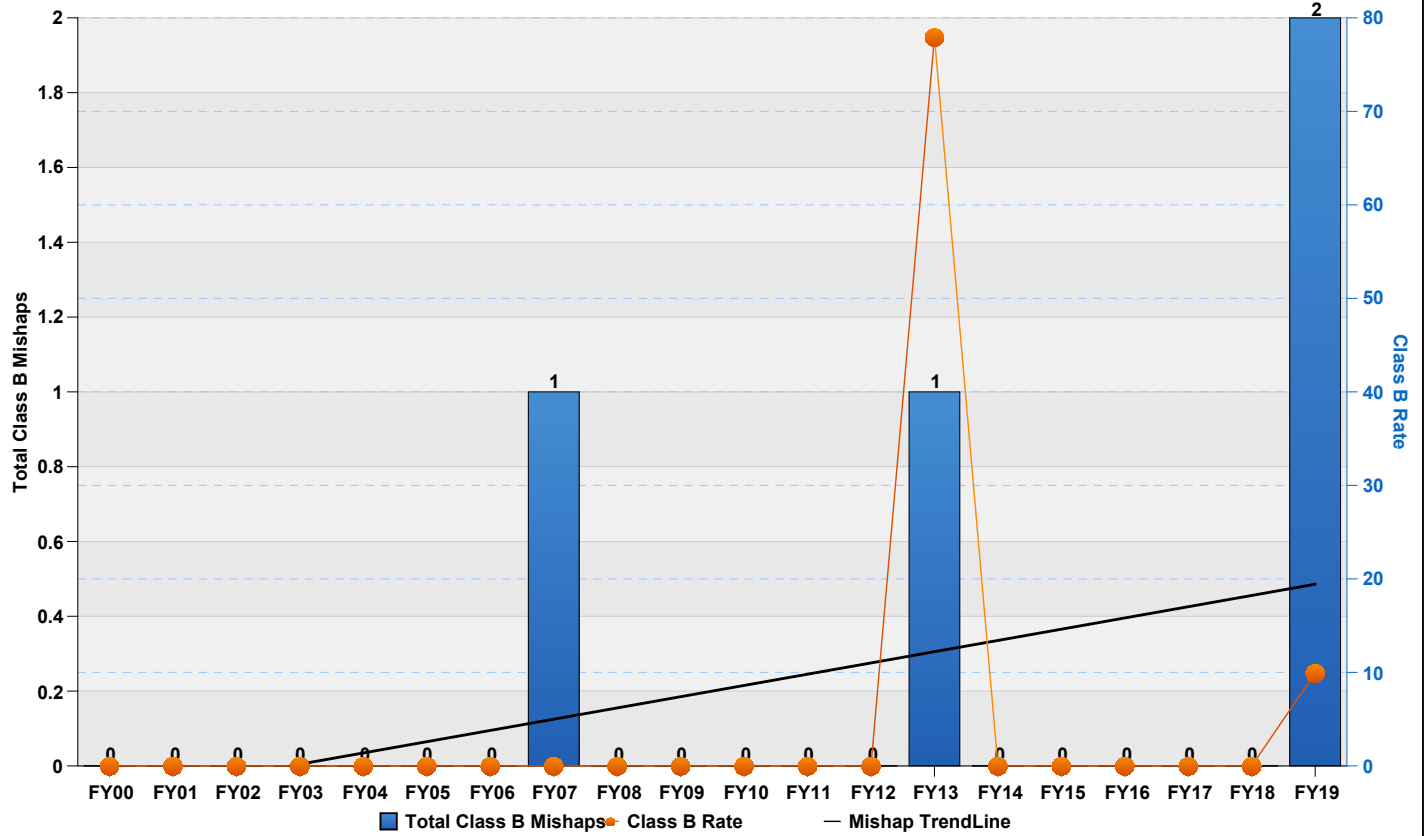
Destroyed Aircraft: Only aircraft owned, designated or leased as "USAF" are included. **Fatalities:** Pilot totals only include "USAF" personnel designated as "pilot" by the Safety Investigation Board. "All" fatalities include all aviation-related fatalities regardless of designation (USAF, foreign, civilian, etc) or role (pilot, operator, passenger, etc). Additionally, all aviation-related fatalities count toward fatality rate regardless if they resulted from a "flight" (rate-producing) mishap or not.

UPDATED 01-Nov-19

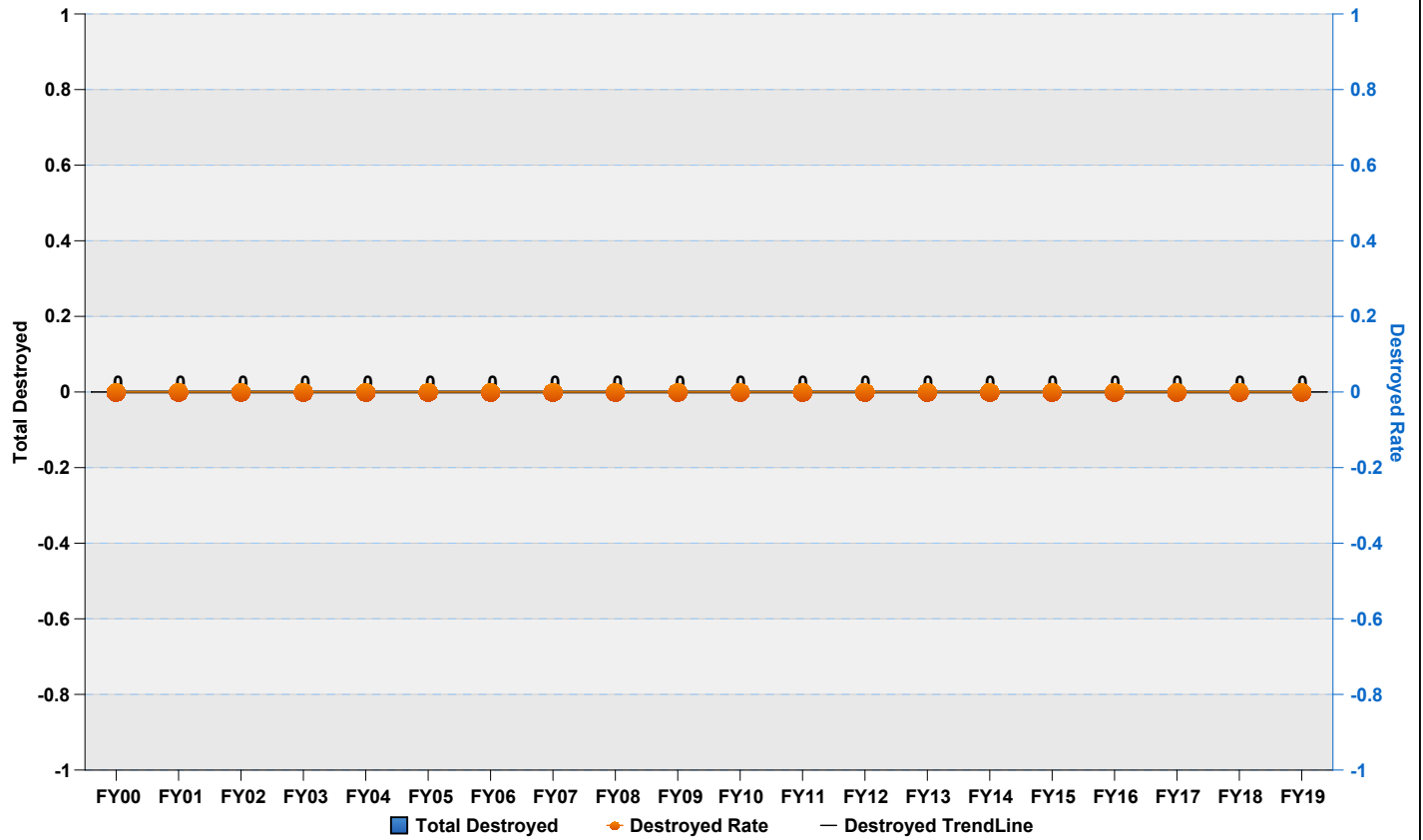
F-35 Class A Mishaps by Fiscal Year



F-35 Class B Mishaps by Fiscal Year



F-35 Destroyed Aircraft by Fiscal Year



F-35 Fatalities (All) by Fiscal Year

