

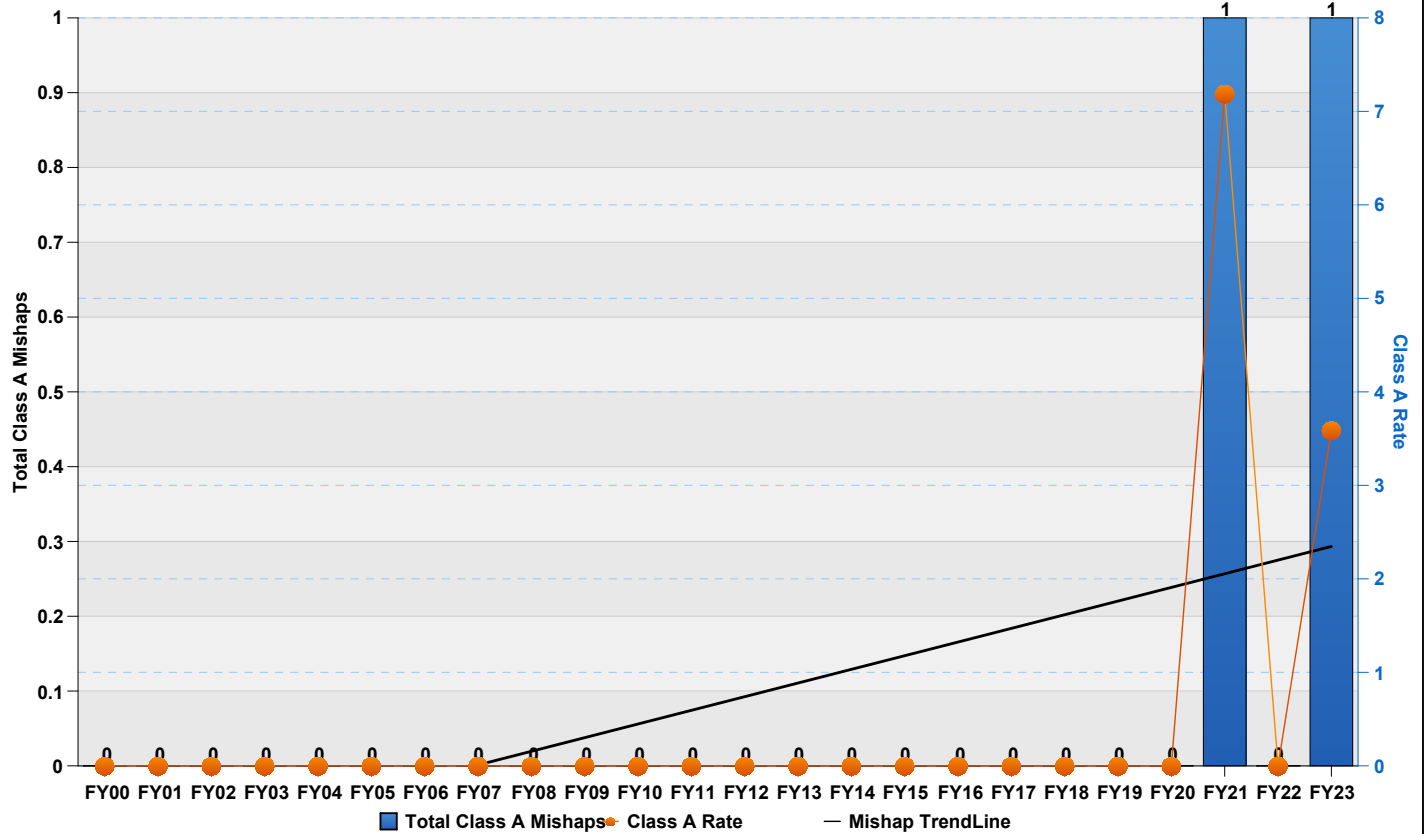
KC-46 FLIGHT MISHAP HISTORY
(All Rates per 100,000 Flying Hours)

YEAR	CLASS A		CLASS B		DESTROYED		FATAL		HOURS	CUM HRS
	Total Class A Mishaps	Class A Rate	Total Class B Mishaps	Class B Rate	Total Destroyed	Destroyed Rate	PILOT	ALL		
FY00	0	0.00	0	0.00	0	0.00	0	0	0	0
FY01	0	0.00	0	0.00	0	0.00	0	0	0	0
FY02	0	0.00	0	0.00	0	0.00	0	0	0	0
FY03	0	0.00	0	0.00	0	0.00	0	0	0	0
FY04	0	0.00	0	0.00	0	0.00	0	0	0	0
FY05	0	0.00	0	0.00	0	0.00	0	0	0	0
FY06	0	0.00	0	0.00	0	0.00	0	0	0	0
FY07	0	0.00	0	0.00	0	0.00	0	0	0	0
FY08	0	0.00	0	0.00	0	0.00	0	0	0	0
FY09	0	0.00	0	0.00	0	0.00	0	0	0	0
FY10	0	0.00	0	0.00	0	0.00	0	0	0	0
FY11	0	0.00	0	0.00	0	0.00	0	0	0	0
FY12	0	0.00	0	0.00	0	0.00	0	0	0	0
FY13	0	0.00	0	0.00	0	0.00	0	0	0	0
FY14	0	0.00	0	0.00	0	0.00	0	0	0	0
FY15	0	0.00	0	0.00	0	0.00	0	0	0	0
FY16	0	0.00	0	0.00	0	0.00	0	0	0	0
FY17	0	0.00	0	0.00	0	0.00	0	0	0	0
FY18	0	0.00	0	0.00	0	0.00	0	0	0	0
FY19	0	0.00	0	0.00	0	0.00	0	0	1,785	1,785
FY20	0	0.00	0	0.00	0	0.00	0	0	7,786	9,571
FY21	1	7.19	0	0.00	0	0.00	0	0	13,908	23,479
FY22	0	0.00	1	4.85	0	0.00	0	0	20,630	44,109
FY23	1	3.59	0	0.00	0	0.00	0	0	27,871	71,980
Total	2.00		1.00		0.00		0.00	0.00		71,980
Average Annual Class A Mishaps	Average Class A Rate	Average Annual Class B Mishaps	Average Class B Rate	Average Annual Destroyed	Average Destroyed Rate	Average Pilot Fatal Rate	Average Fatal Rate	Average Annual Hours		
5 YR	0.40	2.16	0.20	0.97	0.00	0.00	0.00	0.00	14,396	
10 YR	0.20	1.08	0.10	0.48	0.00	0.00	0.00	0.00	7,198	
LIFETIME	0.08	0.45	0.04	0.20	0.00	0.00	0.00	0.00	2,999	

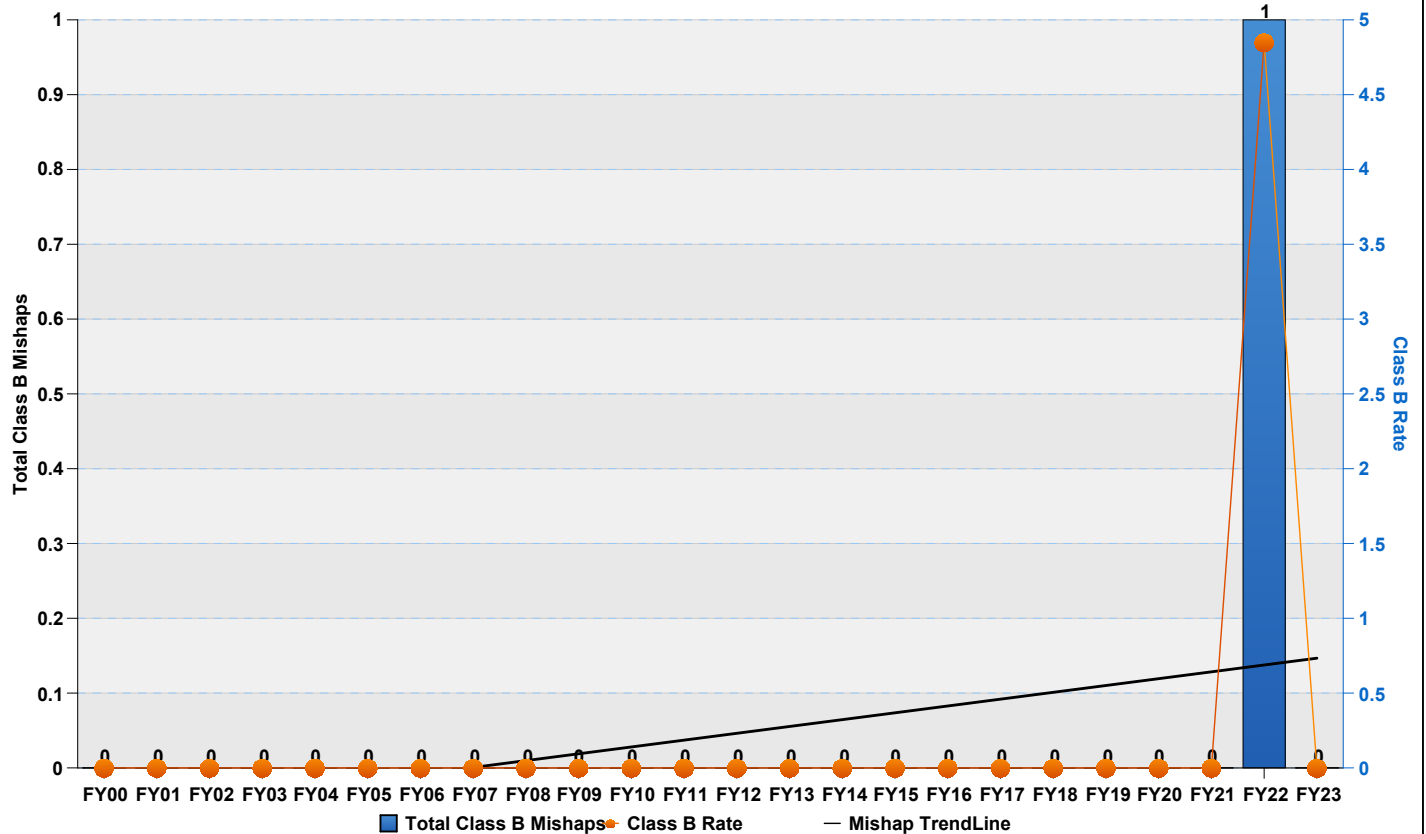
<p>Flight "rates" are number of mishaps per 100,000 flight hours. Only Aviation "Flight" mishaps are reported here. An Aviation "Flight" mishap is any mishap in which there is intent for flight and reportable damage to a DoD aircraft. Explosives and chemical agents or guided missile mishaps that cause damage in excess of \$20,000 to a DoD aircraft with intent for flight are categorized as aircraft flight mishaps to avoid dual reporting. This is the only aviation mishap subcategory that contributes to the flight mishap rate (NOT flight-related or Aviation Ground Ops). Fiscal Years that have zero flying hours have been excluded.</p>	<p>Class A - event that results in fatality, permanent total disability, damage greater than or equal to \$2.5 million and/or a destroyed aircraft (excluding UAS/UAVs Groups 1, 2, or 3). Class B - event that results in permanent partial disability, hospitalization for inpatient care, and/or damage greater than \$600,000 but less than \$2.5 million.</p>	<p>Destroyed Aircraft: Only aircraft owned, designated or leased as "USAF" are included. Fatalities: Pilot totals only include "USAF" personnel designated as "pilot" by the Safety Investigation Board. "All" fatalities include all aviation-related fatalities regardless of designation (USAF, foreign, civilian, etc) or role (pilot, operator, passenger, etc). Additionally, all aviation-related fatalities count toward fatality rate regardless if they resulted from a "flight" (rate-producing) mishap or not.</p>
--	--	--

UPDATED 10-Jul-24

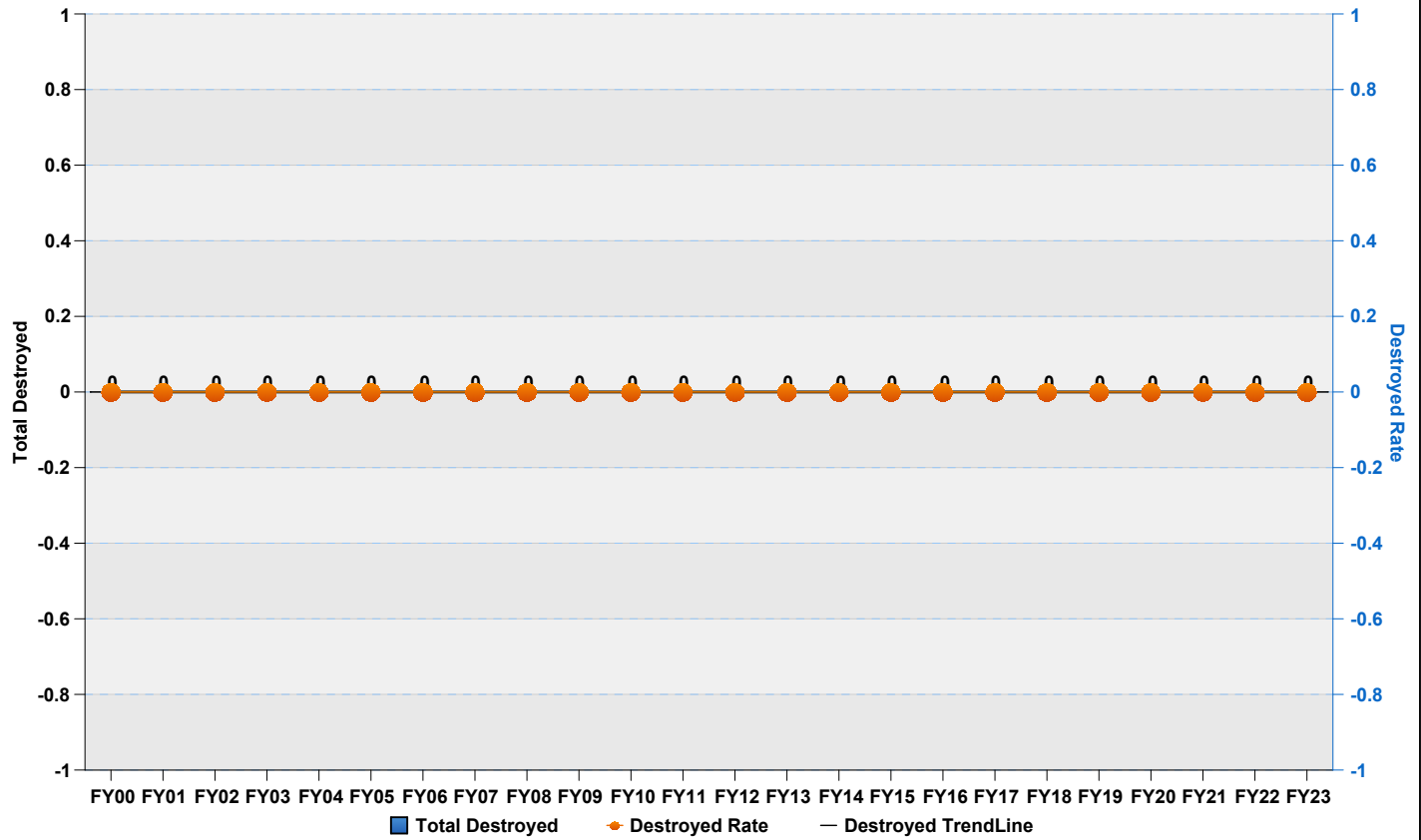
KC-46 Class A Mishaps by Fiscal Year



KC-46 Class B Mishaps by Fiscal Year



KC-46 Destroyed Aircraft by Fiscal Year



KC-46 Fatalities (All) by Fiscal Year

