

Headquarters U.S. Air Force

Safeguarding Airmen - Protecting Resources - Preserving Combat Readiness

Air Force Safety Center

Occupational Safety Mishap Summary

FY 2009 to 2019



U.S. AIR FORCE SAFETY

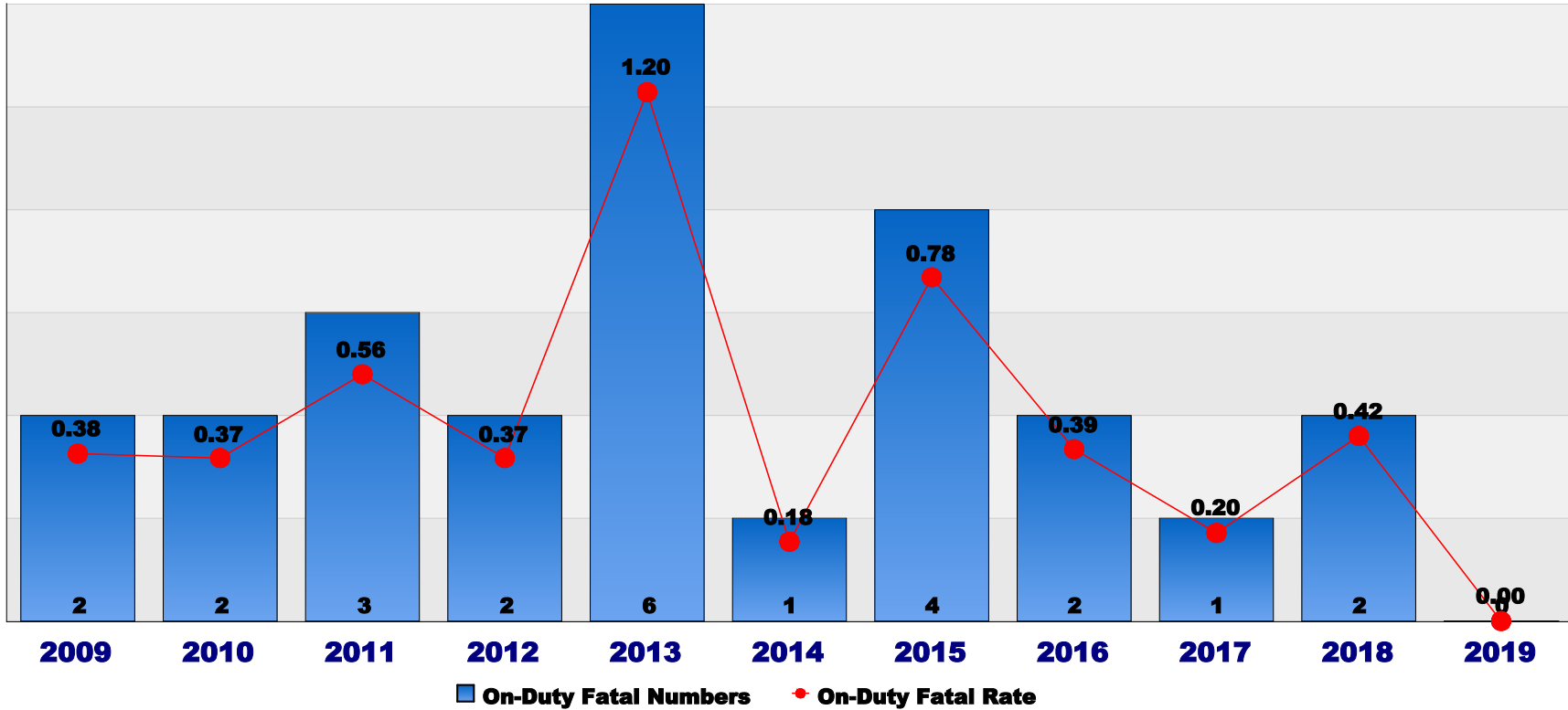
**Weekly Update
Totals and Rates
17 OCT 18**

**HQ AFSEC/SEG
AFSCSEG@us.af.mil**



U.S. AIR FORCE

On-Duty Ground Fatalities FY19 (thru 17 OCT 18)



Last On-Duty Fatality: 20-Aug-18 RUNNING DURING FITNESS ASSESSMENT; COLLAPSED; INTERNAL INJURIES; FATALITY

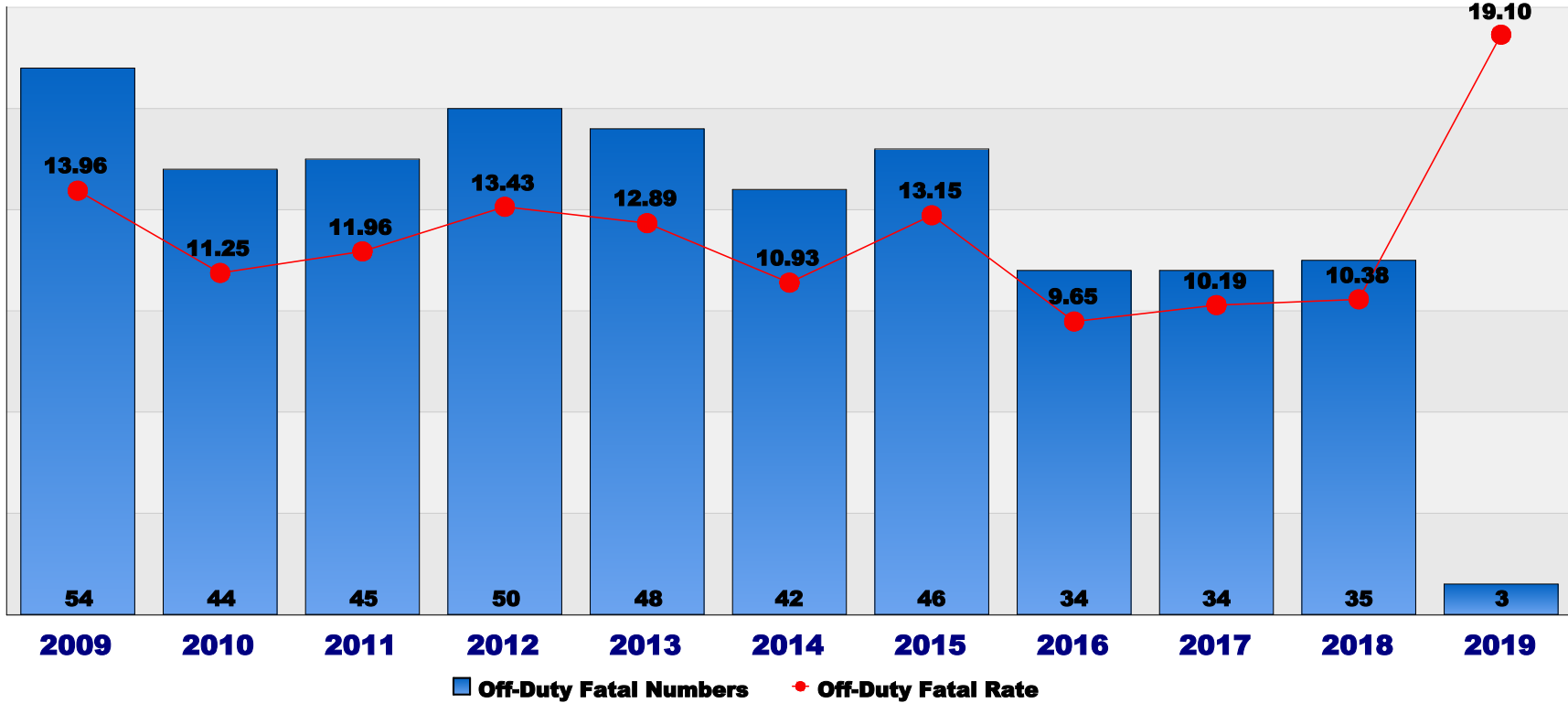
| | FY19 | FY18 |
|--|------------|----------|
| Ground Fatalities / Fatal Rate to Date: | 0 / 0.00 | 0 / 0.00 |
| 10-Year Avg (FY09-18) Fatalities / Fatal Rate: | 2.5 / 0.48 | |

Integrity - Service - Excellence



U.S. AIR FORCE

Off-Duty Ground Fatalities FY19 (thru 17 OCT 18)



Last Off-Duty Fatality: 06-Oct-18 WALKED INTO WATER; WENT UNDER WATER; DID NOT SURFACE; FATAL

| | FY19 | FY18 |
|--|--------------|-------------|
| Ground Fatalities / Fatal Rate to Date: | 3 / 19.10 | 1 / 6.37 |
| 10-Year Avg (FY09-18) Fatalities / Fatal Rate: | 43.2 / 11.82 | |

Integrity - Service - Excellence



U.S. AIR FORCE

Mishap Detail FY19 (thru 17 OCT)

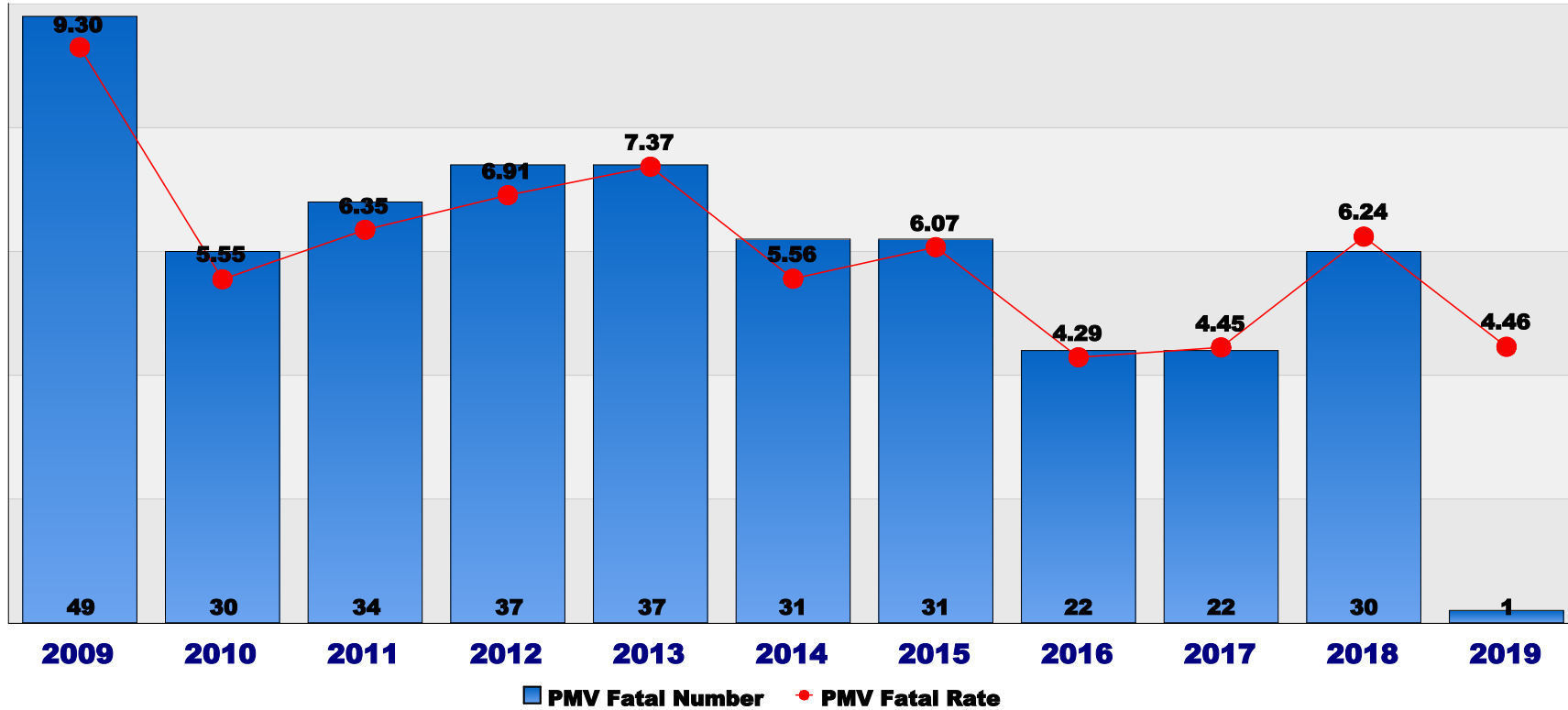
Off-Duty

| MISHAP DATE | COMMAND | FATALITIES | SUBCATEGORY TIER2 | LOCATION | ONELINER |
|--------------------|----------------|-------------------|--------------------------|-----------------|--|
| 10/6/18 | AETC | 1 | No Data | Mississippi | WALKED INTO WATER; WENT UNDER WATER; DID NOT SURFACE; FATAL |
| 10/1/18 | AFGSC | 1 | No Data | Missouri | HUNTING; FELL APPX 30 FT FROM TREE STAND; BLUNT FORCE TRAUMA; FATALITY |
| 10/1/18 | AMC | 1 | PMV-4 | North Dakota | OPERATING PMV4; STRUCK SEMI TRACTOR-TRAILER; MULTIPLE INJURIES; OPERATOR FATAL |



U.S. AIR FORCE

PMV Fatalities FY19 (thru 17 OCT 18)



Last PMV Fatality: 01-Oct-18 OPERATING PMV4; STRUCK SEMI TRACTOR-TRAILER; MULTIPLE INJURIES; OPERATOR FATAL

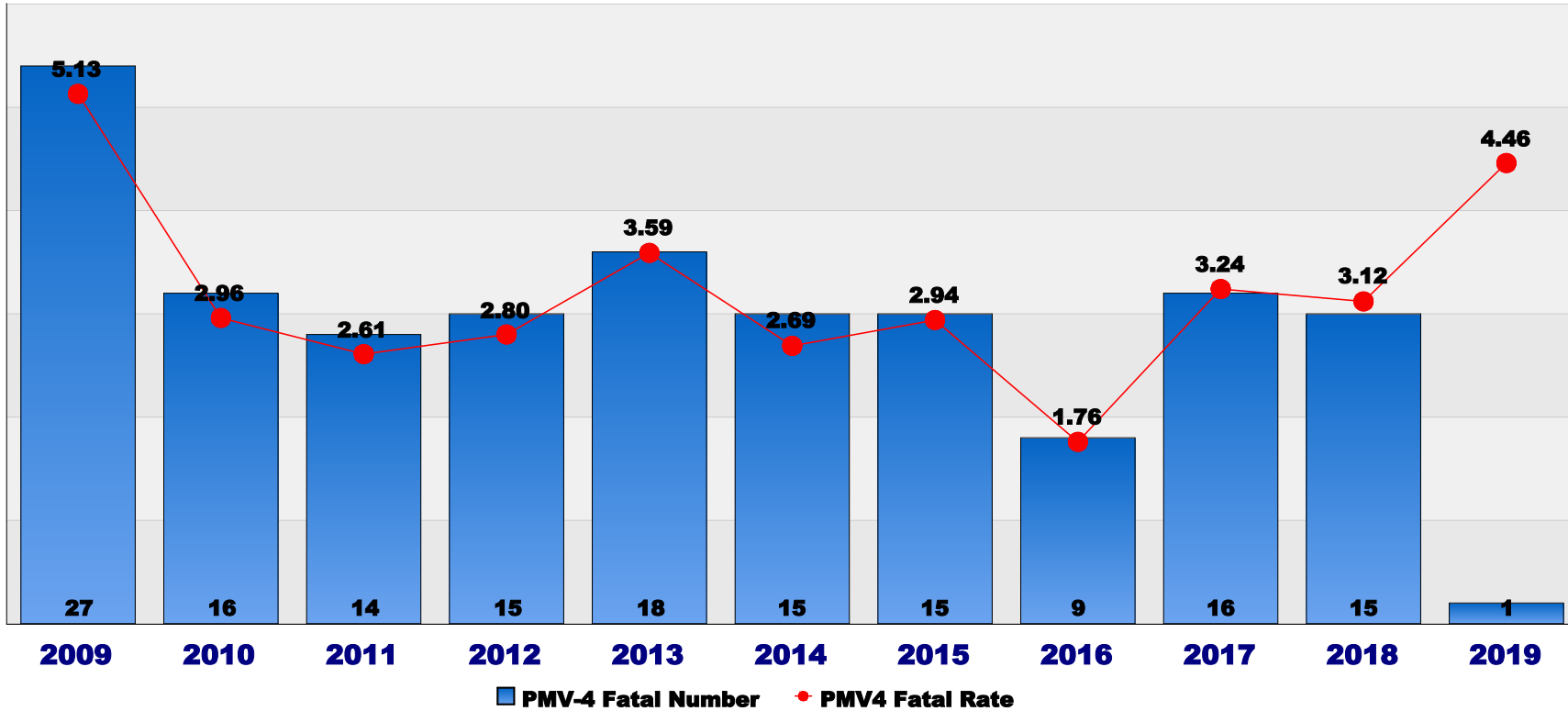
| | FY19 | FY18 |
|--|-------------|----------|
| PMV Fatalities / Fatal Rate to Date: | 1 / 4.46 | 1 / 4.46 |
| 10-Year Avg (FY09-18) Fatalities / Fatal Rate: | 32.3 / 6.22 | |

Integrity - Service - Excellence



U.S. AIR FORCE

PMV-4 Fatalities FY19 (thru 17 OCT 18)



Last PMV-4 Fatality: 01-Oct-18 OPERATING PMV4; STRUCK SEMI TRACTOR-TRAILER; MULTIPLE INJURIES; OPERATOR FATAL

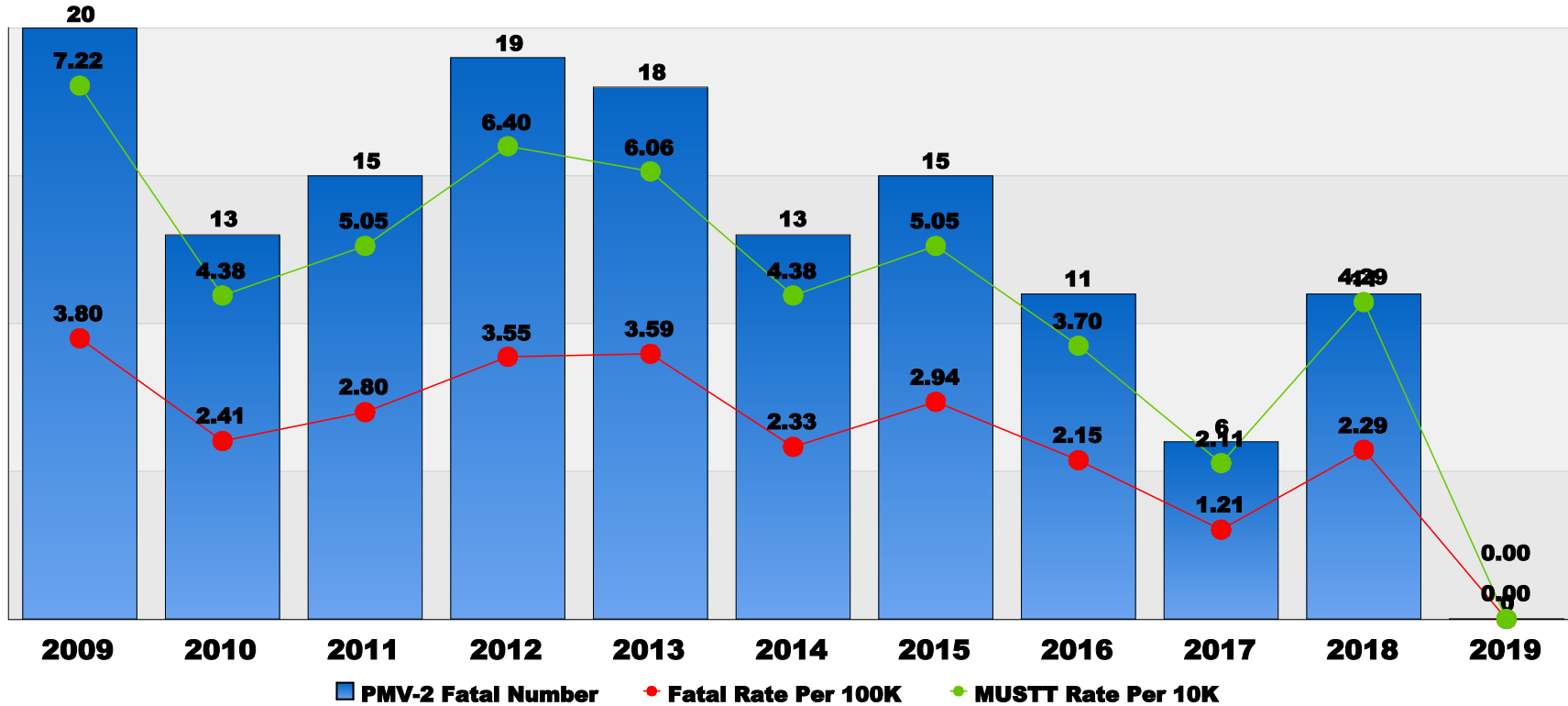
| | FY19 | FY18 |
|---|------------------|-----------------|
| PMV Fatalities / Fatal Rate to Date: | 1 / 4.46 | 0 / 0.00 |
| 10-Year Avg (FY09-18) Fatalities / Fatal Rate: | 16 / 3.08 | |

Integrity - Service - Excellence



U.S. AIR FORCE

PMV-2 Fatalities FY19 (thru 17 OCT 18)



Last PMV-2 Fatality: 31-Aug-18 OPERATING PMV2; INVOLVED IN CRASH; MULTIPLE INJURIES; OPERATOR FATAL

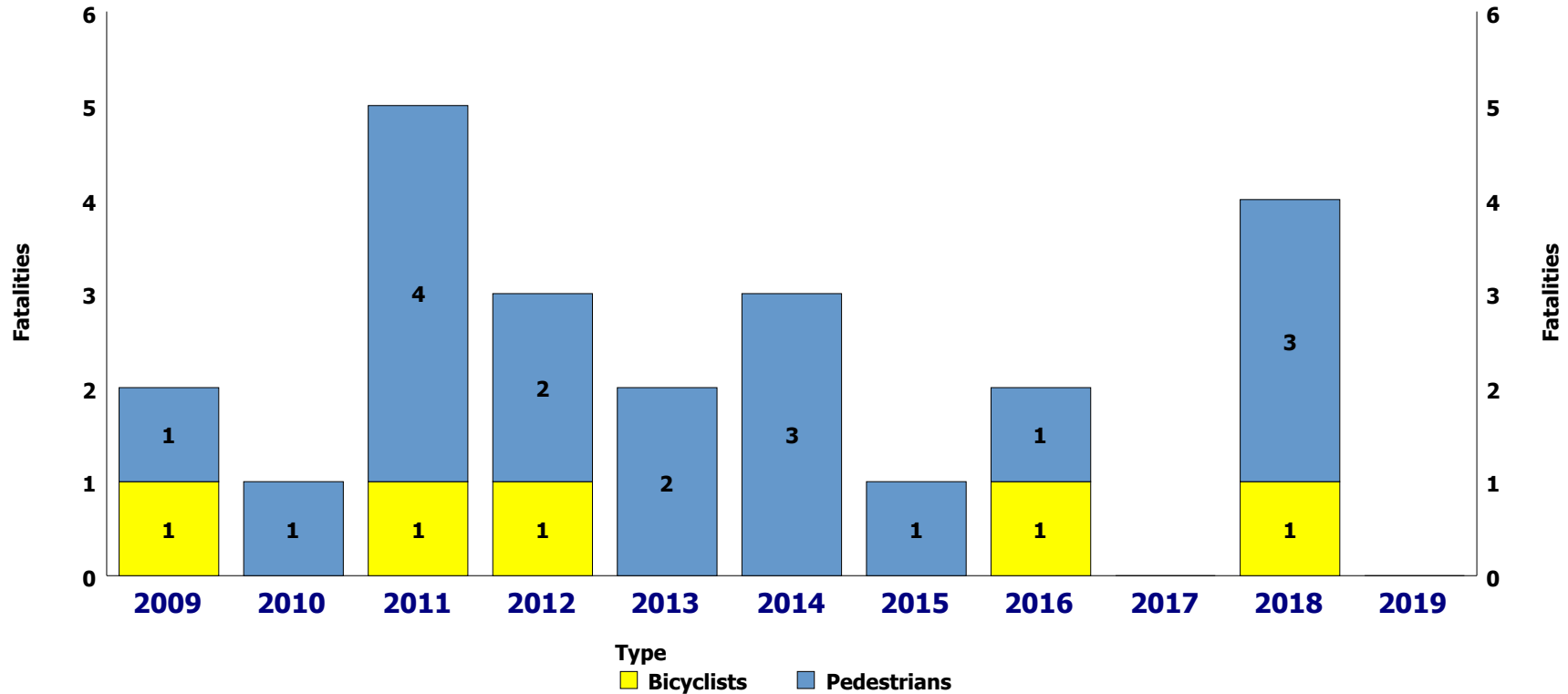
| | FY19 | FY18 |
|--|-------------|----------|
| PMV Fatalities / Fatal Rate to Date: | 0 / 0.00 | 1 / 4.46 |
| 10-Year Avg (FY09-18) Fatalities / Fatal Rate: | 14.1 / 2.71 | |

Integrity - Service - Excellence



U.S. AIR FORCE

PMV-Pedestrian Bicyclists Fatalities FY19 (thru 17 OCT 18)

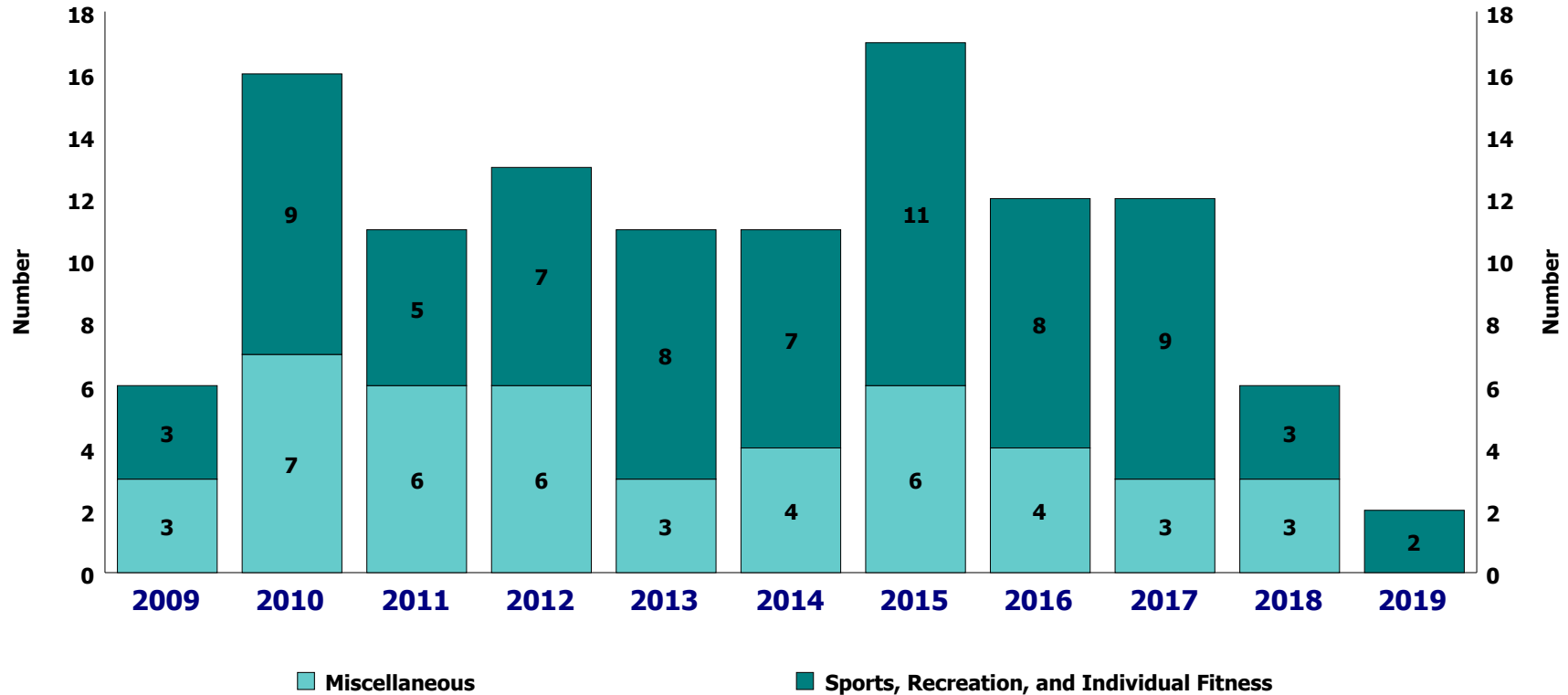


Integrity - Service - Excellence



U.S. AIR FORCE

Non-Traffic Fatalities Air Force Military FY19 (thru 17 OCT 18)

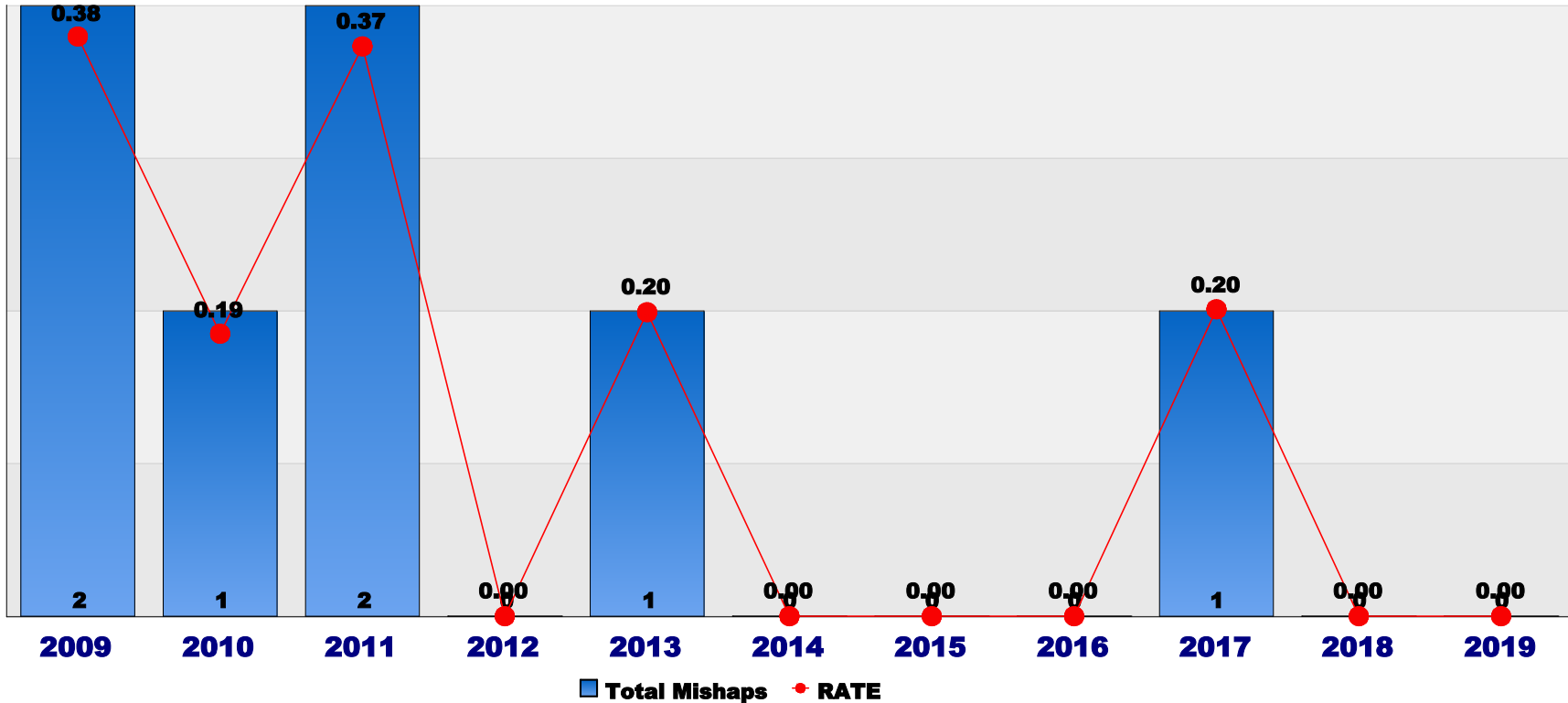


Integrity - Service - Excellence



On-Duty Permanent Total Class A FY19 (thru 17 OCT 18)

U.S. AIR FORCE



Last On-Duty Mishap: 09-JUN-17 GMV OPERATIONS; PAX FELL FROM MOVING VEHICLE; TBI; PERMANENT TOTAL DISABILITY

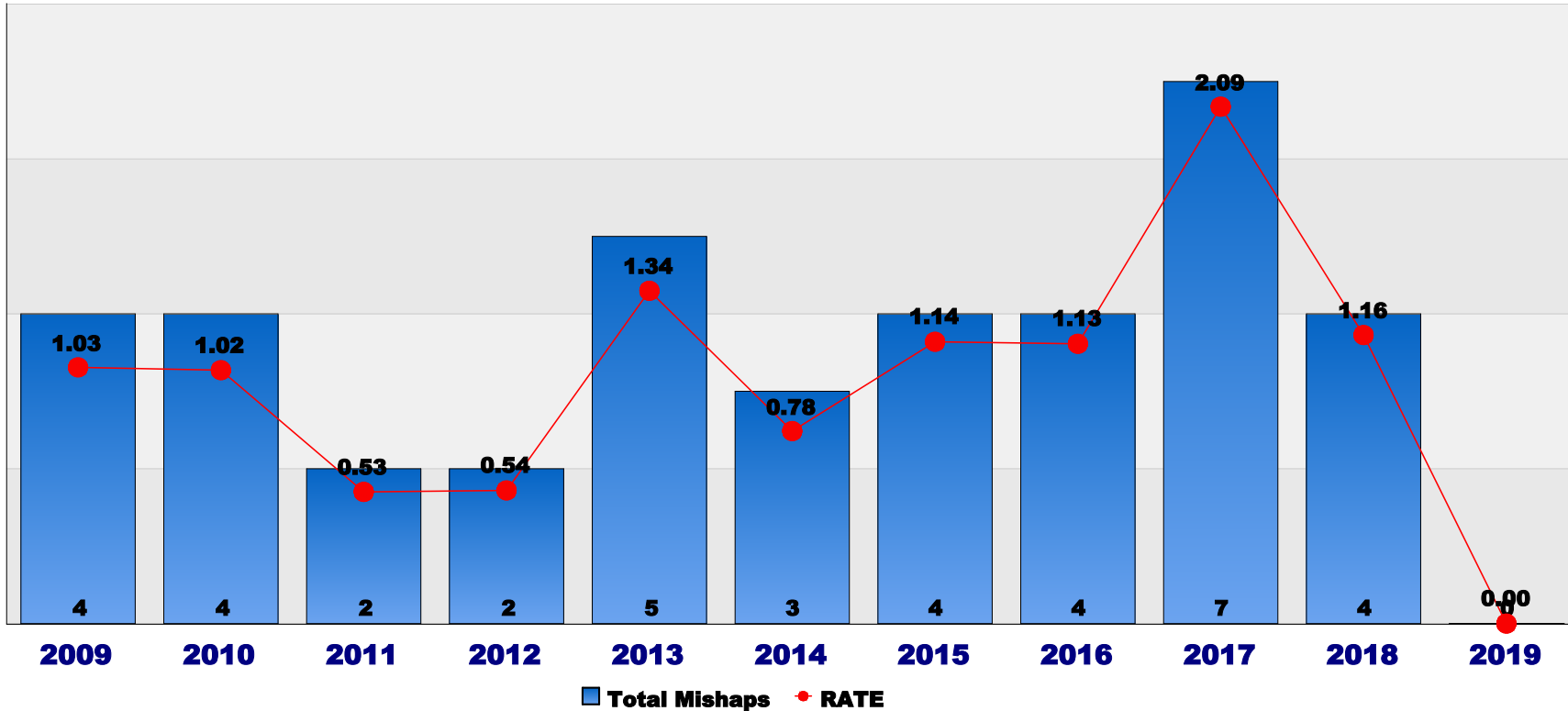
| | FY19 | FY18 |
|--|-------------|-------------|
| Ground Mishaps / Mishap Rate to Date: | 0 / 0 | 0 / 0 |
| 10-Year Average (FY09-18) Mishaps / Mishap Rate: | 1.4 / .27 | |

Integrity - Service - Excellence



Off-Duty Permanent Total Class A FY19 (thru 17 OCT 18)

U.S. AIR FORCE



Last Off-Duty Mishap: 01-SEP-18 DIVING IN WATER AT RECREATION WATER PARK; INJURED NECK; PERM TOTAL DISABILITY

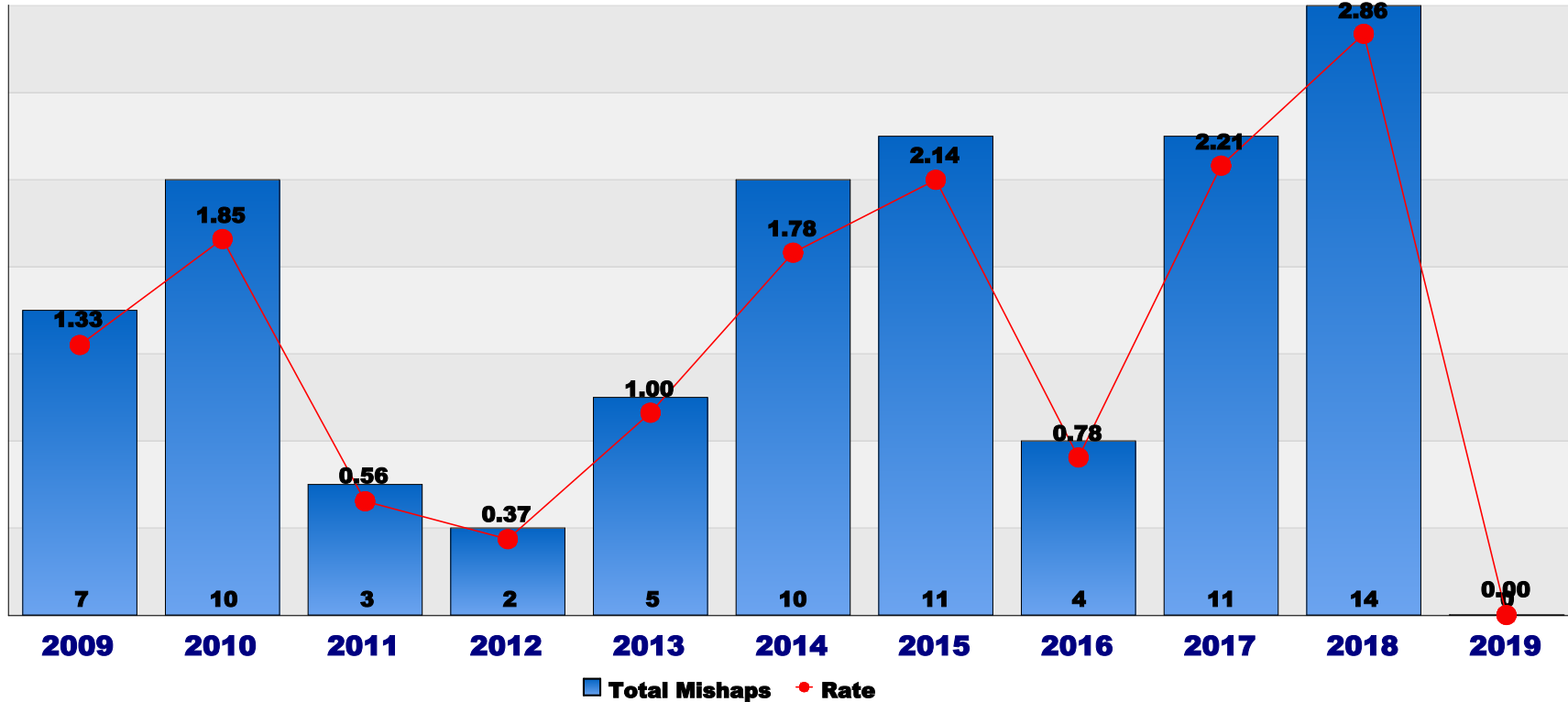
| | FY19 | FY18 |
|--|------------|-------|
| Ground Mishaps / Mishap Rate to Date: | 0 / 0 | 0 / 0 |
| 10-Year Average (FY09-18) Mishaps / Mishap Rate: | 3.9 / 1.06 | |

Integrity - Service - Excellence



On-Duty Permanent Partial Class B FY19 (thru 17 OCT 18)

U.S. AIR FORCE



Last On-Duty Mishap: 29-JUN-18 DISCONNECTING TOW BAR; PINCHED FINGERTIP; DEGLOVED; PERM PARTIAL DISABILITY

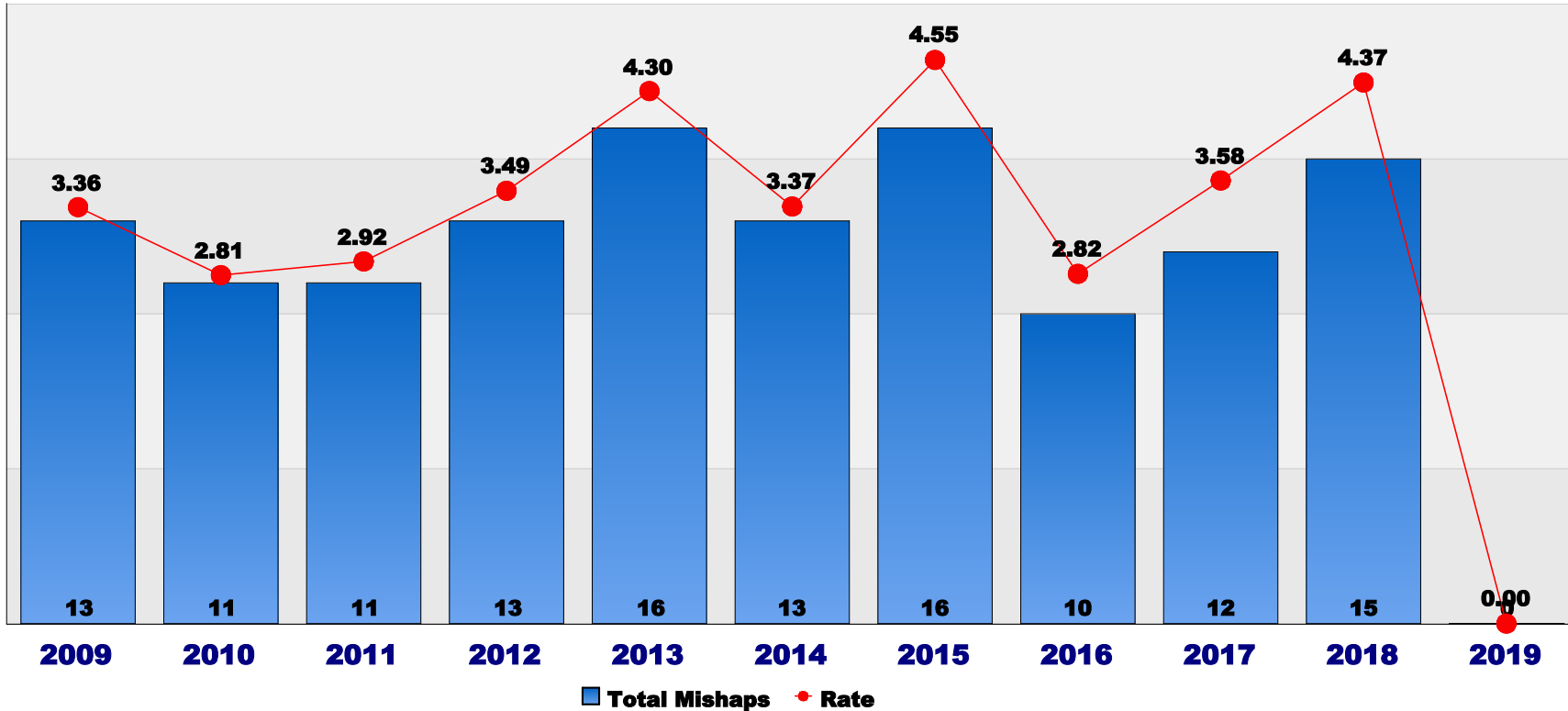
| | | |
|--|-------------|-------------|
| | FY19 | FY18 |
| Ground Mishaps / Mishap Rate to Date: | 0 / 0 | 0 / 0 |
| 10-Year Average (FY09-18) Mishaps / Mishap Rate: | 7.7 / 1.48 | |

Integrity - Service - Excellence



Off-Duty Ground Permanent Partial Class B FY19 (thru 17 OCT 18)

U.S. AIR FORCE



Last Off-Duty Mishap: 15-AUG-18 WOODWORKING W/POWER SAW; CONTACTED BLADE; PARTIAL FINGER AMPUTATION; PPD

| | | |
|--|-------------|-------------|
| | FY19 | FY18 |
| Ground Mishaps / Mishap Rate to Date: | 0 / 0 | 1 / 4.39 |
| 10-Year Average (FY09-18) Mishaps / Mishap Rate: | 13 / 3.54 | |

Integrity - Service - Excellence